

ACURA ^{49TH}
GRAND
PRIX
OF LONG BEACH
APRIL 19-21, 2024



MEDIA GUIDE



FORMULA DRIFT

GT AMERICA
powered by BWS



AMERICAN SPEED UTV ASSOCIATION
HMSA



Dear Members of the Media:

Welcome to the 49th Acura Grand Prix of Long Beach, Southern California's "200-MPH Beach Party!"

This media guide is meant to assist you throughout the weekend, whether it be references to historical data, information on this year's event or statistics.

Our three-day weekend is packed with activities on and off the track. In addition to the racing, concerts will take place on Friday and Saturday nights, Mothers will again stage its Exotic Car Paddock on Sunday and the Lifestyle Expo, located in the Long Beach Convention & Entertainment Center, will see Acura Grand Prix fans walk through multiple times.

Our annual media luncheon takes place on Thursday, April 18 at noon, and will feature drivers from many of the racing series that will be here over the weekend. Media interested in attending should contact us.

If you have any questions or particular needs surrounding the Acura Grand Prix, please do not hesitate to contact the Media Center at (562) 624-2056 or pr@gplb.com. Our website, gplb.com, can be accessed at any time to find the latest news and information about the Grand Prix and downloadable, hi-resolution photos for editorial use. If you wish to download these photos, please contact us for password information.

Our goal is to make your job easier and more enjoyable. Your continued support and enthusiasm is, as always, very much appreciated.

We look forward to seeing you at the 49th Acura Grand Prix of Long Beach!

Sincerely,

A handwritten signature in black ink, appearing to read 'Christian P. Esslinger'.

Christian P. Esslinger
Director of Communications

Table of Contents

5	PR Contacts
6	Event Information
15	Feature Race Overview & Box Scores (1975-2023)
70	Race Statistics/All-Time Driver Index
90	NTT INDYCAR SERIES Race
93	IMSA WeatherTech Sports Car Championship
116	Super Drift Challenge
122	SPEED/UTV Energy Stadium SUPER Trucks
138	GT America Powered by AWS
142	Historic Indy Car Challenge
145	Sponsor Partners

Public Relations Contact List

Grand Prix Association of Long Beach
3000 Pacific Avenue, Long Beach, CA 90806
(562) 981-2600; (562) 981-2632 (Fax)
Chris Esslinger - Director of Communications
cesslinger@gpalb.com

Nathan Cardenas - Public Relations Assistant
pr@gpalb.com

NTT INDYCAR SERIES
4565 W. 16th St., Indianapolis, IN 46222
(317) 492-8577
Kate Davis - Director, Communications
kdavis@indycar.com

IMSA WeatherTech SportsCar Championship
One Daytona Blvd., Daytona Beach, FL 32114
(386) 310-6500
Nate Siebens - Director, Communications
nsiebens@imsa.com

Super Drift Challenge (Formula Drift)
2161 Gundry Ave., Signal Hill, CA 90755
(562) 901-2600
Greg Emmerson - Public Relations
greg@theidagency.com

SPEED/UTV Energy Stadium SUPER Trucks
10615 Twin Lakes Parkway, Charlotte, NC 28269
(704) 949-1255
Scott Strupe - Public Relations
sstrupe@teamgordon.com

Historic Indy Car Challenge
Historic Motor Sports Association
2029 Verdugo Blvd., #1010, Montrose, CA 91020
(818) 249-3515
Cris Vandagriff - President
cris@hmsausa.com

GT America Powered by AWS
SRO Motorsports America
PO Box 633, Arlington, NE 68002
(516) 672-0382
Taylor Bedell, Marketing Communications Manager
taylor.bedell@sro-motorsports.com



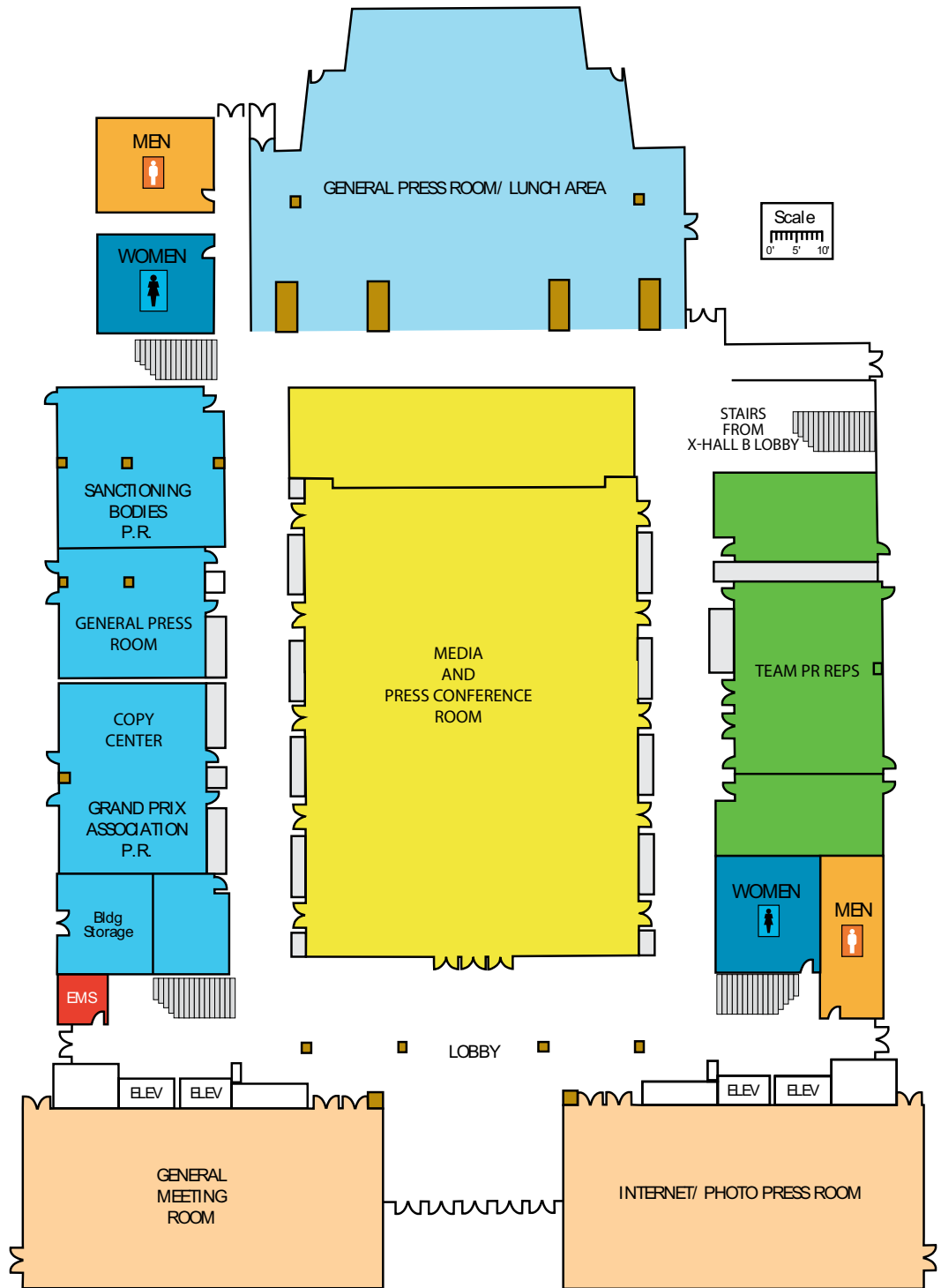
49th ACURA GRAND PRIX OF LONG BEACH FACT SHEET

WHAT:	The 49 th Acura Grand Prix of Long Beach, featuring the second round of the 2024 NTT INDYCAR SERIES and third round of the 2024 IMSA WeatherTech SportsCar Championship.
WHEN:	Friday through Sunday, April 19-21.
WHERE:	The streets of downtown Long Beach surrounding the Long Beach Convention and Entertainment Center, the Aquarium of the Pacific and a portion of The Pike Outlets. The start/finish line is on Shoreline Drive.
THE CIRCUIT:	1.97 miles in length, 11-turn temporary street circuit.
ATTENDANCE:	The weekend event draws more than 190,000 spectators, making it one of the largest paid spectator special events in Southern California.
WHO:	The featured race is Sunday's NTT INDYCAR SERIES event (12:45 p.m. PT), which features an international field of world-class drivers including: six-time Series champion Scott Dixon, defending Long Beach winner Kyle Kirkwood, past Long Beach winners Josef Newgarden, Colton Herta and Alexander Rossi, plus defending INDYCAR SERIES champ Alex Palou and popular Mexican hot shoe Pato O'Ward. The series features cars with turbocharged engines supplied by Honda and Chevrolet. Five other racing events will be run.
MORE RACING:	<p>IMSA WeatherTech SportsCar Championship: Saturday's featured event includes America's finest sports cars running in two classes: the high-tech, hybrid-engine Grand Touring Prototype (GTP) Class along with GT Daytona (GTD) class. Practice and qualifying will be held on Friday, April 19, and the race will run at 1:30 p.m. Saturday afternoon, April 20.</p> <p>Super Drift Challenge: The popular Formula DRIFT invitational competition, taking place Friday and Saturday nights at 6:30 p.m. under the lights, always attracts huge crowds! Expected to feature eight of the sport's top cars and drivers. Practice and eliminations will take place both nights.</p> <p>SPEED/UTV Stadium SUPER Trucks Race: On Saturday and Sunday, Robby Gordon's SPEED/UTV Stadium SUPER Truck Series will race its 600-horsepower V-8 engine trucks in 30-minute sprints featuring jumps and lots of excitement.</p>

	<p>Historic Indy Car Challenge: A Sat./Sun. doubleheader will celebrate vintage Indy cars from the 1970s, '80s, '90s and 2000s and include cars that raced (and won!) on Long Beach's city streets!</p> <p>GT America Powered by AWS: GT America features a single-driver 40-minute sprint format with three classes of cars - GT3, GT2 and GT4 - racing together. Manufacturers Audi, Aston Martin, Porsche, Ford, McLaren and Toyota are represented and there are two races on Saturday and Sunday at this year's Grand Prix.</p>
TELEVISION: (all times PT)	<p>NTT INDYCAR SERIES Race: USA Network (live), April 21, 12–3 p.m.</p> <p>INDYCAR Qualifying (live): Peacock, April 20, Noon – 1:30 p.m.</p> <p>IMSA Race: USA Network (live), April 20, 1:30 – 3:30 p.m.</p> <p>SPEED/UTV Stadium Super Trucks: CBS Sports Network (delayed), TBD</p> <p>GT America: Live stream on gtamerica.us; CBS Sports (delayed), TBD</p> <p>Formula Drift: Live stream on YouTube</p>
SANCTIONING BODIES:	INDYCAR; IMSA; SCCA Pro Racing; HMSA
RACE WEEKEND SCHEDULE: (as of 4/5/24)	<p><u>Thu., April 18</u> – Long Beach Motorsports Walk of Fame Ceremony in front of the Convention Center at 11 a.m. Inductees will be Takuma Sato and Katherine Legge. That evening, Thunder Thursday at The Pike Outlets includes freestyle motocross, a car show, driver autograph session and NTT INDYCAR SERIES pit stop competitions. Starts at 6:30 p.m., free to public.</p> <p><u>Fri., April 19</u> – Practice and qualifying sessions for all races plus Super Drift Challenge practice and eliminations at 6:30 p.m. Friday Concert Starring Ape Drums Presented by Acura at 6:30 p.m.</p> <p><u>Sat., April 20</u> – Five race events: SPEED/UTV Stadium SUPER Trucks Race, GT America, IMSA WeatherTech SportsCar Championship, Historic Indy Car Challenge and Super Drift Challenge practice & eliminations at 6:30 p.m. INDYCAR qualifying. Saturday All-Star Jam Concert Starring Gretchen Wilson, Eddie Montgomery, David Lee Murphy and SIXWIRE at 6:30 p.m.</p> <p><u>Sun., April 21</u> – Four race events: 49th Acura Grand Prix of Long Beach NTT INDYCAR SERIES race, Historic Indy Car Challenge, Stadium SUPER Trucks Race and GT America.</p>
LIFESTYLE EXPO:	<p>The popular Lifestyle Expo will feature more than 100 exhibitors offering the latest products and services in automotive, travel, home improvement, green power, fitness and recreation in the Long Beach Convention and Entertainment Center. There is also a large Family Fun Zone in the Long Beach Arena. Race sponsor Cooler Master will stage a sim racing tournament for fans, the Dyn X Racing Challenge, using its state-of-the-art racing simulators. Free to all race attendees, the Expo is open Friday and Saturday from 8 a.m. – 6 p.m. and Sunday from 8 a.m. – 5 p.m.</p>

CONCERTS:	Friday and Saturday night concerts will take place on the Terrace Plaza outside the Long Beach Convention Center at 6:30 p.m. Friday's concert will be DJ/Producer Ape Drums Presented by Acura, while Saturday's show will be the All-Star Jam Starring Gretchen Wilson, Eddie Montgomery, David Lee Murphy and SIXWIRE.
TICKETS:	Tickets are on sale at gplb.com , where fans can select and pay for their seats. Customers can also place orders by calling toll-free, (888) 827-7333 or by visiting the Grand Prix Office at 3000 Pacific Ave. Beginning April 15, tickets will also be on sale at the downtown ticket office, 300 E. Ocean Blvd. (in front of the Long Beach Convention Center).
WEBSITE/APP/MEDIA GUIDE:	For the official media guide, updated information about schedules, drivers, tickets and race-related events, or to purchase tickets, visit the official Acura Grand Prix of Long Beach website at gplb.com . The official Acura Grand Prix app is available in the Apple App Store for iOS and Google Play for Android phones.
GRAND PRIX FOUNDATION OF LONG BEACH:	The Grand Prix Foundation of Long Beach annually raises money through its events around the Acura Grand Prix of Long Beach. Ninety cents of each dollar raised go directly to the organizations selected by the Foundation's Board of Directors. This year, the Foundation will stage the 6 th Annual Grand Prix Foundation 5K Run on Sunday, April 14 where participants ran the Grand Prix racecourse. More info and registration is available at gpflb.com . For more information on the Foundation, a 501(c)(3) organization, and its many charitable activities, please call (562) 490-4509 or visit its website at gpflb.com .
COMMITTEE OF 300:	Since the first Grand Prix in 1975, the Committee of 300 "Redcoats" – have been vital cogs in the promoting and staging of the Acura Grand Prix of Long Beach. Serving in a variety of capacities, most notably as Grandstand supervisors, members of the C300 also host three days of entertainment in Club C300 on race weekend. The Committee annually adopts local charities as well. For more information, call (562) 981-9200.
SOCIAL MEDIA:	<p>Twitter: @GPLongBeach, #AGPLB #200mphBeachParty</p> <p>Instagram: GPLongBeach</p> <p>Facebook: GrandPrixLB</p> <p>YouTube: GPLongBeach</p>
CONTACTS:	<p>Chris Esslinger, Director of Communications (562) 490-4514; (310) 505-6189 mobile; cesslinger@gpalb.com</p> <p>Nathan Cardenas, Public Relations Assistant (562) 490-4513; PR@gpalb.com</p> <p>Arlene Guzman, BZA (415) 517-5470; arleneg@bzapr.com</p>

**2024 Acura Grand Prix of Long Beach
Dan Gurney Media Center**



Race Circuit Has Changed Nine Times Since First Race in 1975

The Acura Grand Prix of Long Beach race circuit has changed considerably since Brian Redman took the race's first checkered flag in 1975 directly across from a seedy collection of X-rated theaters and abandoned buildings!

Today, the 1.97-mile, 11-turn circuit winds its way around and under gleaming hotels, a famed Convention and Entertainment Center, a popular Aquarium and the Pike at Rainbow Harbor complex.

That first race circuit measured 2.02 miles in length and featured the famous "Linden Leap," when cars would barrel down Ocean Blvd., then turn hard right onto Linden - occasionally becoming airborne in the process! The circuit stayed at 2.02 miles until 1982, when the Queen's Hairpin gave way to a series of new turns to accommodate construction of the Hyatt Hotel, upping the circuit length to 2.129 miles. Construction altered it again in 1983, to 2.035 miles, taking the cars off Ocean Blvd. for the first time.

When Indy cars arrived at Long Beach in 1984, the circuit was shortened to 1.67 miles in length, then was shortened again to 1.586 miles until 1999.

That year, the 25th Anniversary of the Toyota Grand Prix of Long Beach saw a revamped, 1.85-mile circuit, with a longer front stretch on Shoreline Drive and new Turn 1, winding past the new Aquarium of the Pacific.

The 2000 race saw the circuit reconfigured to its present format of 1.97 miles and 11 turns.

1999

1975-'81

TRACKING EVOLUTION
The latest Long Beach circuit is shown in red above, while the original 1975-'81 layout is traced in black. At right and below are the five other iterations of the classic theme that have served as the event has grown.

1982

1983

1984-'86

1987-'91

1992-'98

ILLUSTRATIONS BY PAUL LAURETTE

[illegible][illegible]

Takuma Sato, Katherine Legge To Be Inducted Into Long Beach Motorsports Walk Of Fame

Former Grand Prix of Long Beach winner, Takuma Sato, and two-time Top 10 finisher Katherine Legge are the latest drivers to be inducted into the Long Beach Motorsports Walk of Fame. A free, open-to-the-public ceremony will be held on Thursday, April 18 at 11 a.m. The drivers unveiled beautiful 22-inch bronze medallions with their names and list of accomplishments forever a part of Downtown Long Beach - on South Pine Ave. in front of the Long Beach Convention and Entertainment Center.

Sato won Long Beach in 2013, becoming the first Japanese-born driver to win an INDYCAR Series race. Overall he has four top-10 finishes here: he was 5th in 2016 and 8th in 2012 and 2019.

Legge, the first female to be inducted into the Walk of Fame, finished 8th in 2006 and 10th in 2007, and in 2005 became the first woman to win a major North American open wheel race when she won the Atlantic Championship race here.

"The Walk of Fame at the Grand Prix of Long Beach is a privilege, especially because it is always a race and a track that I love to compete on," Sato said. "Winning the race here was such a significant moment for me."

Legge echoed those thoughts: "I'm humbled to be alongside such legends of our sport, and I can't express how much this means to me," she said.

"We are thrilled to recognize Katherine and Takuma for their outstanding contributions to the world of motorsports," said First District Councilwoman Mary Zendejas. "It is a true honor to have their accolades, engraved on exquisite medallions embedded on the sidewalks of our beautiful Downtown shoreline, which will be seen by racing fans from all over the world for many years to come."

The Walk of Fame is a joint project of the City of Long Beach and the Grand Prix Association of Long Beach and each year during Acura Grand Prix of Long Beach week, new members are inducted and honored with a special open-to-the-public ceremony.

The Walk of Fame was created in 2006 to honor key contributors to the sport of auto racing. It is located in front of the Long Beach Convention & Entertainment building across from the Pike At Rainbow Harbor entertainment complex on South Pine Avenue. The first inductees were Dan Gurney and Phil Hill, who contributed mightily to the success of the early days of the Grand Prix of Long Beach.

Acura Grand Prix and Its Partners Implement Sustainability Measures

The Acura Grand Prix of Long Beach has thrown the "green" flag on sustainability in recent years and its efforts – and those of its partners – are gaining momentum in 2024.

Among those efforts:

- The Long Beach Convention Center, home of the Lifestyle Expo, generates more than 725 kilowatts of power each day from solar panels and has a "cool roof," new LED lighting saves more than 62 kilowatt hours annually, motion sensors are utilized throughout the facility, restroom facilities use low-gallon-per-flush models and there are more than 50 recycle bins.
- Single-use plastic bottles are no longer used at the Convention Center or the Acura Grand Prix racetrack. All water from Grand Prix sponsor Pepsi will be served in 100% recyclable aluminum bottles with a BPA-free liner and sodas in aluminum cans.
- The City of Long Beach is bringing its "Quench Buggy" to the Acura Grand Prix which will allow fans to refill their own water containers with filtered, City-sourced water.
- Specialized bins around the track will collect recyclable materials such as aluminum cans, plastic and cardboard.
- SAVOR food & beverage operations has world-class sanitation and quality controls powered by Ecolab wash technology, an rTurn app that tracks deliveries, pickups and sanitization services, and provides reusable cups and containers.
- In conjunction with Safety-Kleen, the Grand Prix recycles oil and petroleum waste from the race cars.
- The Acura Grand Prix encourages race fans to take advantage of Long Beach Transit, Metrolink, the Metro A Line and the Aqualink, which provide fast, convenient service right to the gates of the Grand Prix from virtually anywhere in Southern California.
- Bike enthusiasts who come to the races enjoy the GoActive LB Hub, where they can safely park their bikes or even rent them.
- Many others get dropped off a block from the racetrack by taxi, Uber and Lyft. The official drop-off point is on First St. between Elm and Long Beach Blvd.

In addition to the efforts of the Acura Grand Prix of Long Beach, the racing organizations also take sustainability very seriously.

The INDYCAR SERIES and its teams continue to work to develop renewable technologies. INDYCAR has made history by becoming the first motorsport series in North America to use 100% renewable race fuel. Developed by Shell, this innovative fuel consists of a blend of second-generation ethanol derived from sugarcane waste and other biofuels that enables a 60% reduction in life cycle greenhouse gas emissions compared to fossil-based gasoline.

INDYCAR is also taking a major step toward hybridization by developing a new energy recovery system (ERS) in collaboration with Honda Racing Corporation USA, General Motors and Ilmor Engineering set to debut this year. Another of its sustainability efforts is with the introduction of the eco-friendly Firestone Firehawk race tire that features sustainable natural rubber derived from the guayule shrub, a low-water use crop.

Safety-Kleen, the official environmental service provider for the NTT INDYCAR SERIES, has been recycling automotive fluids for more than 30 years.

At IMSA, every car in its Grand Touring Prototype (GTP) class uses a single-source hybrid powertrain developed by IMSA and its partners at the Automobile Club de l'Ouest (ACO) and suppliers Bosch, Williams Advanced Engineering and Xtrac. This hybrid powertrain system is coupled with internal combustion engines using a VP Racing Fuels blend that increases from 60% sustainable content initially. Eventually, the fuel will be 100% sustainable, greatly reducing or eliminating greenhouse gas emissions. New regulations for GTP require the double-stinting of racing tires – which currently contain more than 25% sustainable materials – thereby greatly reducing the sets of tires used during the course of the season.

Acura Grand Prix of Long Beach Highlights, 1975-2023

1975

More than 46,500 fans invaded the streets of Long Beach to watch Brian Redman capture the inaugural edition of the Long Beach Grand Prix in Jim Hall's T-332 Boraxo Lola. The win - by 29.95 seconds over Vern Schuppan (Jorgensen Eagle) - clinched the F5000 title for Redman. Eppie Wietzes was third in a Formula Racing Lola.

1976

Polesitter Clay Regazzoni steered his Ferrari clear of early-race attrition and went on to win the first Formula One race held on the streets of Long Beach. More than 60,000 fans saw Regazzoni's Ferrari teammate, Niki Lauda, finish second and Patrick Depailler (ELF Tyrrell) third.

1977

The race produced the famous "James Hunt airborne" image - as well as Mario Andretti's win, the first by an American in a U.S. Grand Prix. Andretti (John Player Lotus) edged Lauda (Ferrari) by .773 seconds before 65,000 in the race that helped solidify the race's future. Jody Scheckter (Wolf Ford) was third.

1978

A mid-race mistake by Gilles Villeneuve handed the lead - and the win - to Ferrari teammate Carlos Reutemann, who went on to beat Mario Andretti (John Player Lotus) to the checkered flag by 11 seconds in a race that started on Shoreline Drive, rather than Ocean Blvd., for the first time. Patrick Depailler again finished third in the ELF Tyrrell.

1979

Villeneuve was fast qualifier in his Ferrari and ran a mistake-free race for the victory as only nine F/One cars completed the race. It was the debut of the soon-to-be-dominant 1.5-liter turbo Renaults, which practiced and qualified but did not race because of broken driveshafts. Jody Scheckter (Ferrari) and Alan Jones (Saudia/Williams) shared the podium with Villeneuve.

1980

Brazil's Nelson Piquet was fastest right off the truck, being first to break the 1:18 mark in qualifying (1:17.694). Piquet piloted his Parmalat Brabham to the fastest race lap ever (1:19.83) and went on to a 49-plus-seconds win over Ricardo Patrese and his Penthouse Arrows, with Emerson Fittipaldi third in a Skol/Fittipaldi.

1981

Amid a bitter, behind-the-scenes F/One political squabble, more than 82,000 race day spectators saw Alan Jones in his Albilad Williams outdistance teammate Carlos Reutemann and Nelson Piquet (Parmalat Brabham), as only eight cars finished the race. Mario Andretti (Marlboro Alfa Romeo) was fourth.

1982

Niki Lauda roared back from a three-year retirement to qualify second and take his first F/One victory since 1978 in a Marlboro McLaren. Keke Rosberg (TAG Williams) was second and Gilles Villeneuve third...but was later disqualified for his Ferrari's staggered wing. That moved Ricardo Patrese (Parmalat Brabham) into third place.

1983

With the race now starting and finishing on Shoreline Drive, John Watson - starting a way-back 22nd on the grid in his Marlboro MP4 - passed Jacques Lafitte (Saudia Williams) on lap 45 and went on to a 27-second victory over teammate Niki Lauda. Rene Arnoux (Ferrari) was third in what was the final appearance of Formula One cars at Long Beach.

1984

A new era dawned at Long Beach as CART cars replaced the more-costly-to-stage F/One machinery. But one thing stayed constant: Mario Andretti was still the guy to beat! He won in a Budweiser Lola, becoming the race's first two-time winner and the first to win in both F/One and CART livery as he beat Geoff Brabham's Kraco March to the checkered flag by more than a minute. Tom Sneva (Texaco March) was third.

1985

Fuel economy was the deciding factor. Polesitter Mario Andretti held off some early challenges to win handily in his Beatrice Lola but, behind him, hard-charging Danny Sullivan (Miller March) ran out of fuel a scant 120 yards short of the finish line, handing second place to Emerson Fittipaldi and his 7-Eleven March.

1986

Two up-and-coming youngsters - Michael Andretti (Kraco/STP March) and Al Unser Jr. (Domino's Pizza Lola) - gave a hint of things to come in front of 77,500 fans, dueling through the final laps before Andretti edged Unser at the checkered flag by only 0.38 seconds...or 44 feet! Another offspring, Geoff Brabham, snuck his Valvoline Lola by Tom Sneva for third place.

1987

Ilmor-Chevrolet power ruled the streets of Long Beach as Mario Andretti grabbed the pole and, on race day, ran away and hid in his Hanna Lola. His victory margin over Al Unser Jr. (Domino's Pizza March) was a phenomenal one lap-plus-29.35 seconds, or almost 2.5 miles! Tom Sneva (Skool Bandit March) finished third and Michael Andretti was fourth, nearly 3.25 miles behind his father.

1988

"Little Al" Unser came up big and went Mario Andretti one better, winning his first Long Beach race by one lap plus 33 seconds, leading for 73 of the race's 95 laps in his Valvoline March. More than 84,000 fans watched as Bobby Rahal (Budweiser Lola) and Kevin Cogan (Schaefer/Playboy March) followed Unser Jr. across the finish line.

1989

It was Little Al for the second year in a row...but this time his win wasn't quite so popular! Dicing with Mario Andretti in the closing laps, Unser locked his brakes and spun Andretti off-course in Turn 3. Unser went on to win in his Valvoline Lola by 12 seconds over Michael Andretti (K/Mart/Havoline Lola) and Emerson Fittipaldi (Marlboro Penske), but was greeted by a hearty chorus of boos on his victory lap.

1990

Al Unser Jr. made it three in a row in the Valvoline Lola, but it was Michael Andretti who won the lion's share of the kudos. Starting 5th on the grid, Andretti spun out on lap 2 and fell to the rear of the field. He then methodically worked his way back up through the pack and crossed the finish line in 4th place to thunderous applause. Marlboro Penske teammates Emerson Fittipaldi and Danny Sullivan finished 2-3.

1991

Despite the presence on the starting grid of no less than four Andrettis (Mario, Michael John, Jeff), Al Unser Jr. and his Valvoline Lola made it four straight, with Bobby Rahal (STP/Kraco Lola) second and Eddie Cheever (Target/Scotch Lola) third. Highest-finishing Andretti was CART rookie Jeff, who logged a 9th in his Texaco Havoline Lola.

1992

After a variety of shunts and mechanical woes sidelined race favorites Al Unser Jr., Michael Andretti and others, Danny Sullivan (Molson/Kraco/STP Galmer) notched the victory by 0.596 seconds over Bobby Rahal (Miller Lola) and Emerson Fittipaldi (Marlboro Penske Lola). Sullivan's average speed of 91.945 mph was a race record.

1993

While Michael Andretti went to F/One, Nigel Mansell came over to CART, won the Long Beach pole in his first try and went on to finish third in his Kmart/Texaco Lola behind race winner Paul Tracy - his first-ever CART victory - and runner-up Bobby Rahal (Miller Rahal/Hogan). Tracy logged a 12-second margin of victory in his Marlboro Penske.

1994

After 36 years of racing and four Toyota Grand Prix of Long Beach wins, Mario Andretti ended his career on the legendary seaside circuit with a 5th place finish in a Kmart/Scotch/Havoline Lola. Al Unser Jr. got back on the victory trail in a Marlboro Penske, winning by 39 seconds over Nigel Mansell (Kmart/Texaco/Havoline Lola) and Robby Gordon (Valvoline/Cummins Lola).

1995

Ho hum. Another Al Unser Jr. triumph - his 6th - came on the race's 20th anniversary as he and his Marlboro Penske outlasted early leaders Michael Andretti, Paul Tracy and Gil de Ferran. Unser finished more than 23 seconds ahead of Scott Pruett (Patrick Racing Lola) and Teo Fabi (Indeck Reynard).

1996

Gil de Ferran snagged the pole and led 99 of the first 100 laps before a faulty hose slowly robbed him of power. He ultimately finished fifth as a succession of incidents (some earning hefty driver fines!) yielded the lead to Jimmy Vasser (Target Reynard). Vasser went on to a 3.4-second win over Parker Johnstone (Motorola Reynard) and Al Unser Jr., (Marlboro Penske).

1997

It was a year of change featuring new drivers, chassis and engines...and 2/3 of the starting field from outside the U. S! Alex Zanardi, driving Chip Ganassi's Target/Honda captured the victory in a race that featured seven lead changes. Mauricio Gugelmin (Hollywood Mercedes) and Scott Pruett (Brahma Ford) rounded out an all-Reynard chassis podium.

1998

Seven full-course cautions marred Bobby Rahal's last Long Beach race (he finished 17th) and Zanardi's second straight win as the top 14 finishers piloted Reynard chassis. Zanardi (Target Honda) took the checkered flag two-plus seconds ahead of Dario Franchitti (KOOL Honda) and Bryan Herta, who led for 26 laps in his Shell Ford.

1999

Rookie Juan Montoya burst onto the CART scene with a convincing win in the 25th Anniversary of the Toyota Grand Prix of Long Beach in front of more than 102,000 fans. Montoya's win - in only his third race - featured a 2.8-second margin of victory over Dario Franchitti (KOOL Honda/Reynard) that was close only because of a yellow flag with eight laps remaining. Bryan Herta was third in a Reynard/Ford. Driving Chip Ganassi's Target Honda/Reynard, Montoya averaged 87.915 MPH at Long Beach, and went on to become the 1999 CART FedEx Series Champion.

2000

Paul Tracy, starting 17th in his KOOL Reynard/Honda, took the lead with 20 laps to go and went on to capture the 26th Annual Toyota Grand Prix of Long Beach...the same course on which he won his first Champ Car race in 1993. Tracy finished 3.91 seconds ahead of Helio Castroneves (Marlboro Penske) and Jimmy Vasser. Vasser's third-place finish in his Toyota-powered Target Lola was the best to date for the new Toyota powerplant. Tracy averaged 82.626 MPH for the win as nine cars were running at the checkered flag.

2001

Polesitter Helio Castroneves led from flag to flag to win the 27th Annual Toyota Grand Prix of Long Beach in his Marlboro Honda/Reynard. The 25-year-old Brazilian withstood early pressure from Kenny Brack, who later retired with a broken gearbox, then outdistanced fellow Brazilian Cristiano da Matta (Texaco Lola/Toyota) to the checkered flag. Marlboro teammate Gil de Ferran finished third.

2002

Michael Andretti used his veteran guile to take the 28th Annual Toyota Grand Prix of Long Beach in his Team Motorola Honda/Lola. The 39-year-old American used a brilliant pit strategy and withstood polesitter Jimmy Vasser's late run to win the race by 0.466 seconds. Max Papis finished third.

2003

Heartbreak for Michel Jourdain Jr. at the 29th Annual Toyota Grand Prix of Long Beach. With seven laps to go and leading the race, the Mexico native's transmission broke leaving his final pit stop. The victory went to Paul Tracy in his Player's/Indeck Ford-Cosworth, after staying close to Jourdain every step of the way. It was Tracy's third Long Beach win. Adrian Fernandez was second, 4.544 seconds behind, while Bruno Junqueira was third.

2004

Paul Tracy put the new Champ Car "push-to-pass" power boost to good use, firing by polesitter Bruno Junqueira in the first turn and holding on to win the 30th Annual Toyota Grand Prix of Long Beach, his second straight win and fourth overall at "The Beach." Junqueira motored to a second place finish, while France's Sebastien Bourdais finished third, but would go on to win the Bridgestone Presents the Champ Car World Series Powered by Ford championship.

2005

For the first time in his Champ car career, Sebastien Bourdais started outside the top three. It was a minor annoyance, as he charged to the front of the pack after 35 of 81 laps, then held off a series of challenges to win by 4.138-seconds. Paul Tracy finished second, followed by Bruno Junqueira.

2006

After a first-lap shunt virtually eliminated three of his closest competitors, Sebastien Bourdais motored on to win his second straight race through the streets of Long Beach by more than 14 seconds over runner-up Justin Wilson. Katherine Legge finished 8th ... the highest-ever Champ Car finish by a woman.

2007

Coming off the worst weekend of his four-year career in Las Vegas, Sebastien Bourdais dominated the 33rd Annual race to score the 24th win of his career, pacing 58 of 78 laps and winning his third straight on the streets of Long Beach. The story of the day, however, was Forsythe Racing's Oriol Servia, who jumped into the ride after Paul Tracy was injured on Saturday morning. Servia - despite having no seat time in the car - roared all the way from 14th on the grid to finish second.

2008

Team Australia's Will Power, driving for KV Racing Technology, vaulted from fourth to first at the start of the race and cruised to victory in the final race in Champ Car World Series history. Franck Montagny was second, followed by Mexico's Mario Dominguez. Power led all but two laps during pit stops. The race also saw the first standing start on the streets of Long Beach since the 1983 Formula One race.

2009

IndyCar's debut at Long Beach saw Target Chip Ganassi's Dario Franchitti rally past polesitter Will Power to take the checkered flag by 3.3182 seconds on his way to the 2009 IndyCar Series championship. Team Penske's Power was second, followed by Andretti-Green's Tony Kanaan. Much of the pre-race excitement surrounded Team Penske's Helio Castroneves, who made his return to the series after a lengthy - and sensational - court case. With only two 30-minute practice sessions under his belt, Castroneves brought his #3 machine home 7th overall.

2010

Ryan Hunter-Reay, the newest member of the Andretti Autosport team, held off Justin Wilson by 5.6031 seconds to give the team its first win since June 2008 at Richmond. Hunter-Reay, driving the #37 IZOD car, dedicated the win to his mother who had recently passed away. Polesitter Will Power finished third in a race sloweed by just one full-course caution. Scott Dixon was fourth and Tony Kanaan fifth.

2011

England's Mike Conway overtook Ryan Briscoe on lap 72 of 85 and held on to win the 37th Annual Toyota Grand Prix of Long Beach. Conway was as far back as 11th on a lap 66 double-wide restart, but roared back to take the checkered flag ahead of Briscoe. Dario Franchitti finished third, with James Hinchcliffe and Alex Tagliani rounding out the top five.

2012

Will Power steered his Team Penske mount to victory in the 2012 Toyota Grand Prix of Long Beach, but it wasn't easy. Power qualified second, just a tick behind polesitter Dario Franchitti. However, prior to the start, IndyCar penalized all Chevy-powered cars for unapproved engine changes and he ended up starting 12th. Avoiding some early-racing troubles, Power and his team held fast to a two-pit-stop strategy and that made the difference as he rolled up enough of a lead to hold off fast-charging Simon Pagenaud - who had made three stops - for the win. James Hinchcliffe was third.

2013

Takuma Sato became the first driver from Japan to win an Indy car race, prevailing in the 39th Annual Toyota Grand Prix of Long Beach. He was also the first Japanese driver to win at Long Beach, and the first to be on the podium in the race's history. Sato, who started fourth in the 80-lap race on the 1.968-mile, 11-turn street circuit, provided A.J. Foyt Racing its first victory since July 7, 2002, at Kansas Speedway with Airton Dare behind the wheel. The last win for the team on a road/street course was by A.J. Foyt on Oct. 1, 1978, at Silverstone. Sato led Graham Rahal across the finish line under caution. It was the best finish for Rahal since finishing second at Texas in June 2012.

2014

Mike Conway, driving for Ed Carpenter Racing, claimed his second victory on the streets of Long Beach, beating Will Power by .9005 of a second. He inherited the lead with two laps remaining and held it to the checkered flag, winning the 40th Annual Toyota Grand Prix of Long Beach. Power finished second for Team Penske and series rookie Carlos Munoz scored his second IndyCar podium finish with third place for Andretti-HVM Racing.

2015

Scott Dixon, who entered the weekend with just one top-five finish in eight Toyota Grand Prix of Long Beach starts, won the 41st edition of the historic street race by 2.2221 seconds over Verizon P1 Award winner Helio Castroneves. When Dixon beat Castroneves off pit lane on the first service stop on Lap 29 to take the lead, he wasn't to be denied in a race that had only one caution flag during its 80 laps. Juan Montoya placed third in the No. 2 Verizon Team Penske Chevrolet. Simon Pagenaud finished fourth in the No. 22 Penske Truck Rental Chevrolet and Kanaan also earned his second top-five finish of the young season.

2016

Polesitter Helio Castroneves led for 49 of the first 51 laps before pit stops began to prove critical in the race's outcome. On the second round of stops, his Team Penske teammate, Simon Pagenaud, came out just in front of Scott Dixon (Chip Ganassi Racing) and just beat Dixon to the checkered flag, with Castroneves finishing third. The race was not only the closest finish in Long Beach history – 0.3032 seconds – but also the fastest, averaging 100.592 mph. Juan Pablo Montoya finished fourth, followed by Takuma Sato. Pagenaud went on to win the 2016 VERIZON IndyCar Series championship.

2017

James Hinchcliffe drove his Honda-powered Schmidt Peterson Motorsports entry to victory in the 43rd Toyota Grand Prix of Long Beach. “The Mayor of Hinchtown,” as he’s popularly known on social media, led the final 25 of the race’s 85 laps and finished 1.494 seconds ahead of Sebastien Bourdais, with Josef Newgarden rounding out the top three. The victory was Hinchcliffe’s career fifth, and his first at Long Beach. He was the second Canadian driver to win the race, with Paul Tracy a four-time Long Beach victor.

2018

Alexander Rossi led for all but 14 of 85 laps and crossed the finish line 1.2413 seconds ahead of Will Power. It was the third Verizon IndyCar Series win for Rossi, in his third season, and win No. 58 for Andretti Autosport. Starting from the pole position, Rossi zoomed away to a lead of more than nine seconds by Lap 34. He only surrendered the point during the cycle of pit stops and stuck to the two-stop strategy to secure the win. Ed Jones of Chip Ganassi Racing finished.

2019

For the second year in a row, Alexander Rossi was the first driver to cross the line at the checkered flag. Rossi dominated from start to finish as the Andretti Autosport driver and his Honda car led for 80 of the race's 85 laps

after starting the race in position. He crossed the line 20.2359 seconds ahead of Team Penske's Josef Newgarden. The victory was Rossi's sixth career win on the NTT INDYCAR SERIES since his debut in 2016. Third place went to Scott Dixon despite him finishing behind Graham Rahal; INDYCAR ruled Rahal to be guilty of blocking on the final lap.

2021

With the global pandemic having delayed the Acura Grand Prix of Long Beach from its traditional April date to the end of the INDYCAR season, Colton Herta and Josef Newgarden had an epic battle as Newgarden attempted to catch the California native over the course of the final laps. His comeback attempt was thwarted by Herta, who won the race by 0.5883 of a second in his No. 26 Gainbridge Honda. Overall, Herta led for 43 laps while Newgarden was the lead driver for 18 laps. Scott Dixon rounded out the podium by finishing in third place. The fourth-place finisher was Alex Palou who clinched his first ever NTT INDYCAR SERIES Championship with the result.

2022

After his second-place finish last year, Josef Newgarden led 32 laps on the way to his first Long Beach win. Newgarden has finished in the top 10 at the AGPLB every year since 2015 in the #2 Team Penske Chevrolet. Romain Grosjean finished second, just 1.2869 seconds behind him. Alex Palou took 3rd and set the race's fastest lap at 105.372 mph in earning his second straight podium at Long Beach. The 4th place finisher was Will Power.

2023

Kyle Kirkwood clinched his first NTT INDYCAR SERIES victory at the 2023 Acura Grand Prix of Long Beach, starting from pole position and leading 53 of the 85 laps in his No. 27 AutoNation Honda. Kirkwood's win came in his 20th career start and marked a significant milestone in his career trajectory after joining Andretti Autosport following a rookie season with AJ Foyt Racing in 2022. His teammate, Romain Grosjean of Andretti Autosport, secured second place in the No. 28 DHL Honda. Marcus Ericsson of Ganassi Racing rounded out the podium finishers, taking the championship lead.

Event:

Track:

Report:

Session:

Acura Grand Prix of Long Beach

Streets of Long Beach

Official Final Results

Race

Round 3

1.968 mile(s)

NTT INDYCAR SERIES

April 16, 2023



End of Lap 85:Time of Race: 01:43:17.3748 Avg Speed: 97.171 Lead Changes: 6 Caution Laps: 7

Fastest Lap:104.270 mph (67.9469 sec) on lap 70 by 10 - Alex Palou

Fastest Leader Lap:104.232 mph (67.9714 sec) on lap 53 by 27 - Kyle Kirkwood

Pos	SP	Car	Driver	C/E/T	Lap	Laps Down	Time Down	Pit Stops	Elapsed Time	Avg Speed	Running / Reason Out	Pts	Total Pts	Standings
1	1	27	Kirkwood, Kyle	D/H/F	85	0	--:----	2	01:43:17.3748	97.171	Running	54	74	5
2	3	28	Grosjean, Romain	D/H/F	85	0	0.9907	2	01:43:18.3655	97.156	Running	40	71	7
3	2	8	Ericsson, Marcus	D/H/F	85	0	2.0588	2	01:43:19.4336	97.139	Running	35	110	1
4	7	26	Herta, Colton	D/H/F	85	0	7.6371	2	01:43:25.0119	97.052	Running	32	69	8
5	4	10	Palou, Alex	D/H/F	85	0	8.7770	2	01:43:26.1518	97.034	Running	31	91	3
6	13	12	Power, Will	D/C/F	85	0	30.3224	2	01:43:47.6972	96.698	Running	28	68	9
7	10	6	Rosenqvist, Felix	D/C/F	85	0	30.9744	2	01:43:48.3492	96.688	Running	26	44	16
8	12	11	Armstrong, Marcus (R)	D/H/F	85	0	31.9119	2	01:43:49.2867	96.674	Running	24	43	17
9	8	2	Newgarden, Josef	D/C/F	85	0	33.7842	2	01:43:51.1590	96.645	Running	23	89	4
10	9	3	McLaughlin, Scott	D/C/F	85	0	42.8320	2	01:44:00.2068	96.504	Running	20	68	10
11	18	14	Ferrucci, Santino	D/C/F	85	0	45.4351	2	01:44:02.8099	96.464	Running	19	34	21
12	24	15	Rahal, Graham	D/H/F	85	0	46.2809	2	01:44:03.6557	96.451	Running	18	52	13
13	15	30	Harvey, Jack	D/H/F	85	0	47.2828	2	01:44:04.6576	96.436	Running	17	37	19
14	17	45	Lundgaard, Christian	D/H/F	85	0	47.7781	2	01:44:05.1529	96.428	Running	16	49	14
15	14	60	Pagnaud, Simon	D/H/F	85	0	49.4864	2	01:44:06.8612	96.402	Running	15	33	23
16	20	29	DeFrancesco, Devlin	D/H/F	85	0	59.9343	2	01:44:17.3091	96.241	Running	14	26	26
17	6	5	O'Ward, Pato	D/C/F	84	1	-	2	01:43:29.4658	95.841	Running	13	95	2
18	21	51	Robb, Sting Ray (R)	D/H/F	84	1	-	2	01:43:43.1791	95.630	Running	12	32	25
19	22	77	Ilott, Callum	D/C/F	84	1	-	4	01:43:54.2574	95.460	Running	11	63	12
20	25	18	Malukas, David	D/H/F	84	1	-	3	01:44:18.2408	95.094	Running	10	63	11
21	16	06	Castroneves, Helio	D/H/F	84	1	-	3	01:44:27.6873	94.951	Running	9	36	20
22	11	7	Rossi, Alexander	D/C/F	83	2	-	2	01:41:25.5937	96.628	Off Course	8	48	15
23	27	20	Daly, Conor	D/C/F	83	2	-	3	01:43:39.2669	94.551	Running	7	33	24
24	23	55	Pedersen, Benjamin (R)	D/C/F	82	3	-	2	01:43:42.5909	93.362	Running	6	26	27
25	26	78	Canapino, Agustin (R)	D/C/F	52	33	-	3	01:36:34.0549	63.584	Running	6	42	18
26	19	21	VeeKay, Rinus	D/C/F	48	37	-	1	01:00:42.4273	93.364	Mechanical	5	33	22
27	5	9	Dixon, Scott	D/H/F	37	48	-	1	00:47:55.0271	91.177	Mechanical	5	72	6

Lead Change Summary			Leader Summary			Caution Summary		
On Lap	Car	Leader	Car	Driver	Laps Led	No	Duration	Total Reason for Caution
1	27	Kirkwood, Kyle	27	Kirkwood, Kyle	53	1	1 to 2	2 Contact: Car 06 in Turn 2
22	2	Newgarden, Josef	2	Newgarden, Josef	27	2	20 to 24	5 Contact: Car 9 in Turn 8
23	78	Canapino, Agustin	78	Canapino, Agustin	3			
26	2	Newgarden, Josef	10	Palou, Alex	2			
52	27	Kirkwood, Kyle						
54	10	Palou, Alex						
56	27	Kirkwood, Kyle						

Penalty Summary			
Car	Reason	Lap	Penalty
06	Emergency Service in a Closed Pit	2	Restart at the Back of Field
51	Pit Speed Violation	24	Restart at the Back of Field
55	Failure to Follow the Direction of INDYCAR	70	Drive-Through

(C)hassis: D=Dallara | (E)ngine: C=Chevy, H=Honda | (T)ire: F=Firestone

Event:

Track:

Report:

Session:

Acura Grand Prix of Long Beach

Streets of Long Beach

Official Final Results




Race

Round 3

1.968 mile(s)

NTT INDYCAR SERIES

April 10, 2022



End of Lap 85:Time of Race: 01:46:48.0102 Avg Speed: 93.977 Lead Changes: 5 Caution Laps: 14

Fastest Lap:105.372 mph (67.2359 sec) on lap 29 by 10 - Alex Palou

Fastest Leader Lap:105.244 mph (67.3176 sec) on lap 30 by 12 - Will Power

Pos	SP	Car	Driver	C/E/T	Lap	Laps Down	Time Down	Pit Stops	Elapsed Time	Avg Speed	Running / Reason Out	Pts	Total Pts	Standings
1	2	2	Newgarden, Josef	D/C/F	85	0	--:----	2	01:46:48.0102	93.977	Running	53	118	1
2	6	28	Grosjean, Romain	D/H/F	85	0	1.2869	2	01:46:49.2971	93.959	Running	40	75	6
3	3	10	Palou, Alex	D/H/F	85	0	1.7594	2	01:46:49.7696	93.952	Running	36	103	3
4	7	12	Power, Will	D/C/F	85	0	2.9654	2	01:46:50.9756	93.934	Running	33	102	4
5	11	5	O'Ward, Pato	D/C/F	85	0	3.7122	2	01:46:51.7224	93.923	Running	30	63	9
6	16	9	Dixon, Scott	D/H/F	85	0	5.0605	2	01:46:53.0707	93.903	Running	28	83	5
7	13	15	Rahal, Graham	D/H/F	85	0	5.3931	2	01:46:53.4033	93.898	Running	26	60	10
8	5	27	Rossi, Alexander	D/H/F	85	0	7.3084	2	01:46:55.3186	93.870	Running	24	40	18
9	14	06	Castroneves, Helio	D/H/F	85	0	8.9521	2	01:46:56.9623	93.846	Running	22	46	13
10	12	14	Kirkwood, Kyle (R)	D/C/F	85	0	12.8631	2	01:47:00.8733	93.789	Running	20	38	20
11	4	7	Rosenqvist, Felix	D/C/F	85	0	14.2930	2	01:47:02.3032	93.768	Running	19	42	16
12	17	20	Daly, Conor	D/C/F	85	0	15.2177	2	01:47:03.2279	93.755	Running	18	39	19
13	15	21	VeeKay, Rinus	D/C/F	85	0	16.2460	3	01:47:04.2562	93.740	Running	17	67	7
14	9	3	McLaughlin, Scott	D/C/F	85	0	17.9291	3	01:47:05.9393	93.715	Running	16	113	2
15	20	45	Harvey, Jack	D/H/F	85	0	18.7807	2	01:47:06.7909	93.703	Running	15	32	22
16	26	11	Calderon, Tatiana (R)	D/C/F	84	1	-	3	01:47:13.0754	92.510	Running	14	20	26
17	22	51	Sato, Takuma	D/H/F	83	2	-	2	01:44:30.9538	93.772	Contact	13	44	15
18	19	30	Lundgaard, Christian (R)	D/H/F	83	2	-	2	01:47:07.3519	91.490	Running	12	42	17
19	10	60	Pagnaud, Simon	D/H/F	81	4	-	3	01:47:08.7388	89.266	Running	11	50	12
20	25	48	Johnson, Jimmie	D/H/F	73	12	-	3	01:31:54.6141	93.785	Contact	10	45	14
21	18	18	Malukas, David (R)	D/H/F	72	13	-	3	01:31:55.1847	92.491	Contact	9	34	21
22	8	8	Ericsson, Marcus	D/H/F	66	19	-	2	01:22:22.4037	94.609	Contact	8	66	8
23	1	26	Herta, Colton	D/H/F	55	30	-	1	01:04:59.3859	99.930	Contact	9	59	11
24	21	77	Ilott, Callum (R)	D/C/F	55	30	-	2	01:09:33.3127	93.370	Contact	6	32	23
25	23	29	DeFrancesco, Devlin (R)	D/H/F	35	50	-	2	00:45:31.1759	90.792	Contact	6	20	27
26	24	4	Kellett, Dalton	D/C/F	5	80	-	0	00:05:58.1147	98.918	Contact	5	23	24

Lead Change Summary			Leader Summary			Caution Summary		
On Lap	Car	Leader	Car	Driver	Laps Led	No	Duration	Total Reason for Caution
1	26	Herta, Colton	2	Newgarden, Josef	32	1	6 to 8	3 Contact: Car 4 in Turn 1
29	2	Newgarden, Josef	26	Herta, Colton	28	2	60 to 65	6 Contact: Car 60 in Turn 3
30	12	Power, Will	10	Palou, Alex	22	3	76 to 79	4 Contact: Car 18 and 48 in Turn 8
32	29	DeFrancesco, Devlin	12	Power, Will	2	4	85 to 85	1 Contact: Car 51 in Turn 8
33	10	Palou, Alex	29	DeFrancesco, Devlin	1			
55	2	Newgarden, Josef						

Penalty Summary			
Car	Reason	Lap	Penalty
18	Improper Pit Exit	31	Drive-Through
30	Pit Speed Violation	34	Drive-Through

(C)hassis: D=Dallara | (E)ngine: C=Chevy, H=Honda | (T)ire: F=Firestone



Information provided by Indy Racing Information System - Copyright INDYCAR 2023



Information provided by Indy Racing Information System - Copyright INDYCAR 2022

Event:	Acura GP of Long Beach	Round 16	
Track:	Streets of Long Beach	1.968 mile(s)	
Report:	Official Final Results	NTT INDYCAR SERIES	
Session:	Race	September 26, 2021	 

End of Lap 85:	Time of Race: 01:49:10.3764	Avg Speed: 91.935	Lead Changes: 7	Caution Laps: 13
Fastest Lap:	102.469 mph (69.1407 sec) on lap 22 by 5 - Pato O'Ward			
Fastest Leader Lap:	101.673 mph (69.6821 sec) on lap 14 by 2 - Josef Newgarden			

Pos	SP	Car	Driver	C/E/T	Lap	Laps Down	Time Down	Pit Stops	Elapsed Time	Avg Speed	Running / Reason Out	Pts	Total Pts	Standings
1	14	26	Herta, Colton	D/H/F	85	0	--,----	2	01:49:10.3764	91.935	Running	53	455	5
2	1	2	Newgarden, Josef	D/C/F	85	0	0.5883	2	01:49:10.9647	91.927	Running	42	511	2
3	2	9	Dixon, Scott	D/H/F	85	0	1.0752	2	01:49:11.4516	91.920	Running	36	481	4
4	10	10	Palou, Alex	D/H/F	85	0	2.4120	2	01:49:12.7884	91.901	Running	32	549	1
5	4	22	Pagnaud, Simon	D/C/F	85	0	3.1237	2	01:49:13.5001	91.891	Running	30	383	8
6	15	27	Rossi, Alexander	D/H/F	85	0	4.6739	2	01:49:15.0503	91.869	Running	28	332	10
7	25	60	Harvey, Jack	D/H/F	85	0	6.3467	2	01:49:16.7231	91.846	Running	27	308	13
8	22	14	Bourdais, Sebastien	D/C/F	85	0	8.0275	2	01:49:18.4039	91.822	Running	24	258	16
9	16	30	Sato, Takuma	D/H/F	85	0	10.5939	2	01:49:20.9703	91.786	Running	22	324	11
10	12	12	Power, Will	D/C/F	85	0	11.4297	2	01:49:21.8061	91.775	Running	20	357	9
11	13	3	McLaughlin, Scott (R)	D/C/F	85	0	12.3327	2	01:49:22.7091	91.762	Running	19	305	14
12	9	18	Jones, Ed	D/H/F	85	0	26.9660	2	01:49:37.3424	91.558	Running	18	233	19
13	5	7	Rosenqvist, Felix	D/C/F	85	0	27.4167	2	01:49:37.7931	91.552	Running	17	205	21
14	7	29	Hinchcliffe, James	D/H/F	85	0	27.9725	2	01:49:38.3489	91.544	Running	16	220	20
15	23	59	Chilton, Max	D/C/F	85	0	30.0358	2	01:49:40.4122	91.515	Running	15	134	25
16	19	15	Rahal, Graham	D/H/F	85	0	30.3482	3	01:49:40.7246	91.511	Running	15	389	7
17	27	48	Johnson, Jimmie (R)	D/H/F	85	0	31.1603	3	01:49:41.5367	91.500	Running	13	108	26
18	20	11	Kimball, Charlie	D/C/F	85	0	32.1546	2	01:49:42.5310	91.486	Running	12	20	36
19	26	4	Kellett, Dalton	D/C/F	85	0	32.1585	2	01:49:42.5349	91.486	Running	11	148	23
20	3	06	Castroneves, Helio	D/H/F	85	0	32.6206	2	01:49:42.9970	91.479	Running	11	158	22
21	21	20	Daly, Conor	D/C/F	84	1	-	3	01:49:59.7406	90.174	Running	9	235	18
22	28	45	Askew, Oliver	D/H/F	83	2	-	5	01:49:46.7232	89.276	Running	9	61	29
23	11	28	Hunter-Reay, Ryan	D/H/F	83	2	-	4	01:49:50.8150	89.221	Running	7	256	17
24	6	51	Grosjean, Romain (R)	D/H/F	75	10	-	3	01:41:48.1006	86.993	Contact	6	272	15
25	24	21	VeeKay, Rinus	D/C/F	48	37	-	2	01:37:51.4715	57.919	Mechanical	5	308	12
26	18	77	Ilott, Callum (R)	D/C/F	47	38	-	1	01:09:24.2363	79.963	Mechanical	5	18	38
27	8	5	O'Ward, Pato	D/C/F	43	42	-	2	01:40:23.8356	50.573	Contact	5	487	3
28	17	8	Ericsson, Marcus	D/H/F	25	60	-	1	00:33:35.5303	87.878	Contact	5	435	6

Lead Change Summary		
On Lap	Car	Leader
1	2	Newgarden, Josef
19	06	Castroneves, Helio
34	26	Herta, Colton
55	9	Dixon, Scott
56	60	Harvey, Jack
57	45	Askew, Oliver
60	15	Rahal, Graham
64	26	Herta, Colton

Leader Summary		
Car	Driver	Laps Led
26	Herta, Colton	43
2	Newgarden, Josef	18
06	Castroneves, Helio	15
15	Rahal, Graham	4
45	Askew, Oliver	3
9	Dixon, Scott	1
60	Harvey, Jack	1

Caution Summary			
No	Duration	Total	Reason for Caution
1	2 to 3	2	Contact: Car 5, 14 and 18 in Turn 11
2	20 to 23	4	Off Course: Car 5 on Front Straight
3	26 to 29	4	Contact: Car 8 in Turn 1
4	62 to 64	3	Contact: Car 20 and 45 in Turn 9

Penalty Summary			
Car	Reason	Lap	Penalty
18	Avoidable Contact	5	Drive-Through
28	Full Service in a Closed Pit	5	Drive-Through
45	Emergency Service in a Closed Pit	63	Restart at the Back of Field

(C)hassis: D=Dallara | (E)ngine: C=Chevy, H=Honda | (T)ire: F=Firestone

Event:	Acura Grand Prix of Long Beach	Round 4	
Track:	Streets of Long Beach	1.968 mile(s)	
Report:	Unofficial Lap Report	NTT IndyCar Series	
Session:	Race	April 14, 2019	 

End of Lap 85:	Time of Race: 01:41:35.5999	Avg Speed: 98.794	Lead Changes: 6	Caution Laps: 3
Fastest Lap:	104.659 mph (67.6943 sec) on lap 27 by 28 - Ryan Hunter-Reay			
Fastest Leader Lap:	104.165 mph (68.0153 sec) on lap 12 by 27 - Alexander Rossi			

Pos	SP	Car	Driver	C/E/T	Lap	Laps Down	Time Down	Pit Stops	Elapsed Time	Avg Speed	Running / Reason Out	Pts	Total Pts	Standings
1	1	27	Rossi, Alexander	D/H/F	85	0	--,----	2	01:41:35.5999	98.794	Running	54	138	2
2	4	2	Newgarden, Josef	D/C/F	85	0	20.2359	2	01:41:55.8358	98.467	Running	41	166	1
3	2	9	Dixon, Scott	D/H/F	85	0	25.5745	2	01:42:01.1744	98.381	Running	35	133	3
4	6	15	Rahal, Graham	D/H/F	85	0	26.4589	2	01:42:02.0588	98.383	Running	32	90	9
5	7	28	Hunter-Reay, Ryan	D/H/F	85	0	29.3447	2	01:42:04.9446	98.321	Running	30	96	5
6	5	22	Pagnaud, Simon	D/C/F	85	0	31.5193	2	01:42:07.1192	98.286	Running	28	87	11
7	3	12	Power, Will	D/C/F	85	0	33.0529	2	01:42:08.6528	98.261	Running	27	93	6
8	8	30	Sato, Takuma	D/H/F	85	0	34.2879	2	01:42:09.8878	98.241	Running	25	116	4
9	15	5	Hinchcliffe, James	D/H/F	85	0	40.4643	2	01:42:16.0642	98.142	Running	22	93	7
10	12	10	Rosenqvist, Felix (R)	D/H/F	85	0	41.3241	2	01:42:16.9240	98.129	Running	20	80	12
11	14	18	Bourdais, Sebastien	D/H/F	85	0	49.9110	2	01:42:25.5109	97.992	Running	19	91	8
12	9	31	O'Ward, Patricio (R)	D/C/F	84	1	-	2	01:41:37.7180	97.598	Running	18	56	17
13	11	98	Andretti, Marco	D/H/F	84	1	-	2	01:41:54.9250	97.323	Running	17	78	13
14	16	59	Chilton, Max	D/C/F	84	1	-	2	01:41:58.1748	97.271	Running	16	47	22
15	20	4	Leist, Matheus	D/C/F	84	1	-	3	01:41:59.0828	97.257	Running	15	46	23
16	17	20	Jones, Ed	D/C/F	84	1	-	3	01:42:06.3619	97.141	Running	14	50	21
17	22	26	Veach, Zach	D/H/F	84	1	-	3	01:42:27.3456	96.810	Running	13	55	20
18	23	21	Pigot, Spencer	D/C/F	84	1	-	3	01:42:32.1230	96.735	Running	12	63	15
19	21	14	Kanaan, Tony	D/C/F	83	2	-	3	01:41:57.8688	96.118	Running	11	56	19
20	19	7	Ericsson, Marcus (R)	D/H/F	83	2	-	4	01:42:05.5175	95.998	Running	10	61	16
21	13	19	Ferrucci, Santino (R)	D/H/F	83	2	-	2	01:42:32.7070	95.574	Running	9	56	18
22	18	60	Harvey, Jack	D/H/F	82	3	-	4	01:42:28.1068	94.493	Running	8	65	14
23	10	88	Herta, Colton (R)	D/H/F	50	35	-	1	01:01:34.6176	95.880	Contact	7	88	10

Lead Change Summary		
On Lap	Car	Leader
1	27	Rossi, Alexander
26	12	Power, Will
28	2	Newgarden, Josef
29	30	Sato, Takuma
30	27	Rossi, Alexander
57	2	Newgarden, Josef
58	27	Rossi, Alexander

Leader Summary		
Car	Driver	Laps Led
27	Rossi, Alexander	80
2	Newgarden, Josef	2
12	Power, Will	2
30	Sato, Takuma	1

Caution Summary			
No	Duration	Total	Reason for Caution
1	1 to 3	3	Contact: Cars 7, 21 and 60 in Turn 2

Penalty Summary			
Car	Reason	Lap	Penalty
7	Avoidable Contact	5	Drive-Through
15	Blocking	85	Yield Position

(C)hassis: D=Dallara | (E)ngine: C=Chevy, H=Honda | (T)ire: F=Firestone

Event:

Track:

Report:

Session:

Toyota Grand Prix of Long Beach

Streets of Long Beach

Official Final Results

Race

Round 3

1.968 mile(s)

Verizon IndyCar Series

April 15, 2018





End of Lap 85:Time of Race: 01:53:15.2434 Avg Speed: 88.622 Lead Changes: 6 Caution Laps: 17

Fastest Lap:104.881 mph (67.5511 sec) on lap 30 by 1 - Josef Newgarden

Fastest Leader Lap:104.544 mph (67.7684 sec) on lap 84 by 27 - Alexander Rossi

Pos	SP	Car	Driver	C/E/T	Lap	Laps Down	Time Down	Pit Stops	Elapsed Time	Avg Speed	Running / Reason Out	Pts	Total Pts	Standings
1	1	27	Rossi, Alexander	D/H/F	85	0	--:----	2	01:53:15.2434	88.622	Running	54	126	1
2	2	12	Power, Will	D/C/F	85	0	1.2413	2	01:53:16.4847	88.606	Running	41	72	8
3	13	10	Jones, Ed	D/H/F	85	0	9.2906	3	01:53:24.5340	88.501	Running	35	69	9
4	16	26	Veach, Zach (R)	D/H/F	85	0	10.1050	2	01:53:25.3484	88.490	Running	32	60	13
5	5	15	Rahal, Graham	D/H/F	85	0	10.7466	5	01:53:25.9900	88.482	Running	30	93	3
6	20	98	Andretti, Marco	D/H/F	85	0	11.5513	2	01:53:26.7947	88.472	Running	28	68	10
7	6	1	Newgarden, Josef	D/C/F	85	0	12.2175	3	01:53:27.4609	88.463	Running	27	104	2
8	11	14	Kanaan, Tony	D/C/F	85	0	16.1048	3	01:53:31.3482	88.412	Running	24	67	11
9	8	5	Hinchcliffe, James	D/H/F	85	0	16.4757	3	01:53:31.7191	88.408	Running	22	83	5
10	23	23	Kimball, Charlie	D/C/F	85	0	17.0119	4	01:53:32.2553	88.401	Running	20	43	17
11	4	9	Dixon, Scott	D/H/F	85	0	17.3301	3	01:53:32.5735	88.397	Running	19	79	6
12	17	60	Harvey, Jack (R)	D/H/F	85	0	18.3469	3	01:53:33.5903	88.383	Running	18	25	22
13	9	18	Bourdais, Sebastien	D/H/F	85	0	18.9443	4	01:53:34.1877	88.376	Running	18	88	4
14	14	4	Leist, Matheus (R)	D/C/F	85	0	18.9466	3	01:53:34.1900	88.378	Running	16	33	20
15	18	21	Pigot, Spencer	D/C/F	84	1	-	3	01:53:36.6326	87.305	Running	15	46	15
16	24	32	Kaiser, Kyle (R)	D/C/F	84	1	-	6	01:53:41.1461	87.247	Running	14	23	23
17	15	59	Chilton, Max	D/C/F	84	1	-	5	01:53:42.5033	87.229	Running	13	36	19
18	12	20	King, Jordan (R)	D/C/F	84	1	-	5	01:53:50.1817	87.131	Running	12	22	24
19	19	88	Chaves, Gabby	D/C/F	83	2	-	6	01:53:44.5007	86.166	Running	11	42	18
20	7	28	Hunter-Reay, Ryan	D/H/F	81	4	-	5	01:54:13.9227	83.729	Running	11	73	7
21	22	30	Sato, Takuma	D/H/F	74	11	-	5	01:53:35.2450	76.927	Running	9	46	14
22	10	6	Wickens, Robert (R)	D/H/F	73	12	-	7	01:53:54.4402	75.674	Running	8	65	12
23	21	19	Claman De Melo, Zachary (R)	D/H/F	58	27	-	3	01:14:43.2912	91.656	Contact	7	20	25
24	3	22	Pagenaud, Simon	D/C/F	0	85	-	0	00:00:00.1059	0.000	Contact	6	44	16

Lead Change Summary			Leader Summary			Caution Summary			
On Lap	Car	Leader	Car	Driver	Laps Led	No	Duration	Total	Reason for Caution
1	27	Rossi, Alexander	27	Rossi, Alexander	71	1	1 to 3	3	Contact: Car 22 in Turn 1
25	12	Power, Will	12	Power, Will	6	2	42 to 45	4	Tow In: Car 32 In Turn 1
31	28	Hunter-Reay, Ryan	18	Bourdais, Sebastien	4	3	60 to 65	6	Contact: Car 19 in Turn 10
32	27	Rossi, Alexander	1	Newgarden, Josef	3	4	72 to 75	4	Contact: Cars 6, 18, 28, 20 in Turn 11
56	18	Bourdais, Sebastien	28	Hunter-Reay, Ryan	1				
60	1	Newgarden, Josef							
63	27	Rossi, Alexander							
Penalty Summary									
Car	Reason		Lap	Penalty					
15	Avoidable Contact		5	Drive-Through					
32	Improper Pit Exit		5	Drive-Through					
18	Improper Pass		54	Yield Position					
30	Too Many Crew Over the Wall		55	Post Race					
9	Full Service in a Closed Pit		68	Drive-Through					
59	Fuel in Closed Pit		66	Restart at the Back					
20	Avoidable Contact		77	Drive-Through					
59	Improper Restart		72	Give Up Position to 32					
28	Entering Pits By Back Door		84	15 Second Hold					
4	Blocking		85	Yield Position					

(C)hassis: D=Dallara | (E)ngine: C=Chevy, H=Honda | (T)ire: F=Firestone



OFFICIAL BOX SCORE

Verizon IndyCar Series

Toyota Grand Prix of Long Beach

April 9, 2017



FP	SP	Car	Driver	Car Name	Laps	Reason Out	Pts	Total	Standings
1	4	5	James Hinchcliffe	Arrow Schmidt Peterson Motorsports Honda	85	Running	51	74	2
2	12	18	Sebastien Bourdais	Trench Shoring Honda	85	Running	40	93	1
3	8	2	Josef Newgarden	Verizon Team Penske Chevrolet	85	Running	35	59	5
4	2	9	Scott Dixon	NTT Data Honda	85	Running	35	70	4
5	21	1	Simon Pagenaud	Menards Team Penske Chevrolet	85	Running	30	71	3
6	13	19	Ed Jones (R)	Boy Scouts of America Honda	85	Running	28	48	7
7	14	14	Carlos Munoz	ABC Supply AJ Foyt Racing Chevrolet	85	Running	26	35	12
8	19	20	Spencer Pigot	Fuzzy's Vodka Chevrolet	85	Running	24	34	13
9	1	3	Helio Castroneves	Auto Club of Southern California Chevrolet	85	Running	23	51	6
10	6	15	Graham Rahal	PennGrade Motor Oil Honda	85	Running	20	33	15
11	15	21	JR Hildebrand	Preferred Freezer Service Chevrolet	84	Contact	19	36	10
12	16	7	Mikhail Aleshin	SMP Racing Schmidt Peterson Motorsports Honda	84	Running	18	34	14
13	9	12	Will Power	Verizon Team Penske Chevrolet	84	Running	17	30	17
14	20	8	Max Chilton	Gallagher Honda	84	Running	16	30	19
15	11	10	Tony Kanaan	NTT Data Honda	84	Running	15	33	16
16	17	4	Conor Daly	ABC Supply AJ Foyt Racing Chevrolet	84	Running	14	29	20
17	3	28	Ryan Hunter-Reay	DHL Honda	79	Off Course	14	46	8
18	18	26	Takuma Sato	Andretti Autosport Honda	78	Off Course	12	43	9
19	5	98	Alexander Rossi	NAPA Auto Parts/Curb Honda	62	Mechanical	11	30	18
20	10	27	Marco Andretti	United Fiber & Data Honda	14	Off Course	10	36	11
21	7	83	Charlie Kimball	Tresiba Honda	1	Contact	9	21	21

Time of Race: 01:50:28.9818 Avg Speed: 90.845 mph Margin of Victory: 1.4940 seconds Lead Changes: 6 Caution Laps: 11

Fastest Lap: 104.542 mph (1:07.7696) on Lap 59 by 3 - Helio Castroneves

Fastest Leader Lap: 104.314 mph (1:07.9177) on Lap 79 by 5 - James Hinchcliffe

Verizon P1 Award: Helio Castroneves (01:06.2254, 106.980 mph)

Legend: R = Sunoco Rookie of the Year Candidate; All Cars use fourth-generation Verizon IndyCar Series Dallara chassis (IR-12) with Chevrolet or Honda aerodynamic bodywork and Firestone tires

Lap Leaders:				Lap Leader Summary:				Caution Flags:			
Laps	Car	Driver		Car	Driver	Times	Laps	No	Duration	Total	Reason for Caution
1 - 15	9	Dixon, Scott		9	Dixon, Scott	3	32	1	1 to 3	3	Contact: Cars 12 and 83 in Turn 4
16 - 29	28	Hunter-Reay, Ryan		28	Hunter-Reay, Ryan	2	28	2	63 to 68	6	Tow-In: Car 98 Frontstretch
30 - 41	9	Dixon, Scott		5	Hinchcliffe, James	2	25	3	80 to 81	2	Off Course: Car 28 in Turn 5
42 - 55	28	Hunter-Reay, Ryan									
56 - 57	5	Hinchcliffe, James									
58 - 62	9	Dixon, Scott									
63 - 85	5	Hinchcliffe, James									

Penalties:

Car	Reason	Lap	Penalty
1	Unattended Equipment	31	Monetary
7	Unattended Equipment	35	Monetary
3	Pit Speed Violation	62	Drive-Through
3	Pit Speed Violation	67	Restart at the Back of the Field
7	Blocking	85	Yield Position



OFFICIAL BOX SCORE
VERIZON INDYCAR SERIES
Toyota Grand Prix of Long Beach
April 17, 2016



OFFICIAL BOX SCORE
Verizon IndyCar Series
Toyota Grand Prix of Long Beach
April 19, 2015



FP	SP	Car	Driver	Car Name	Laps Comp	Reason Out	Pts	Total Pts	Standings
1	3	22	Simon Pagenaud	PPG Automotive Refinish Team Penske Chevrolet	80	Running	51	134	1
2	2	9	Scott Dixon	Target Chip Ganassi Racing Chevrolet	80	Running	41	120	2
3	1	3	Helio Castroneves	Auto Club of Southern California Chevrolet	80	Running	39	92	4
4	5	2	Juan Pablo Montoya	Verizon Team Penske Chevrolet	80	Running	32	106	3
5	8	14	Takuma Sato	ABC Supply AJ Foyt Racing Honda	80	Running	30	73	6
6	4	10	Tony Kanaan	NTT Data Chevrolet	80	Running	28	82	5
7	6	12	Will Power	Verizon Team Penske Chevrolet	80	Running	26	62	8
8	7	5	James Hinchcliffe	Arrow Schmidt Peterson Motorsports Honda	80	Running	24	47	17
9	14	11	Sebastien Bourdais	California Baptist University-KVSH Chevrolet	80	Running	22	55	14
10	9	21	Josef Newgarden	Ed Carpenter Racing Chevrolet	80	Running	20	56	12
11	15	83	Charlie Kimball	Tresiba Chevrolet	80	Running	20	58	10
12	10	26	Carlos Munoz	Andretti Autosport Honda	80	Running	18	50	15
13	13	18	Conor Daly (R)	Jonathan Byrd's Hospitality Honda	80	Running	17	49	16
14	19	8	Max Chilton (R)	Gallagher Chip Ganassi Racing Chevrolet	80	Running	16	55	13
15	17	15	Graham Rahal	PennGrade Motor Oil Honda	80	Running	15	59	9
16	18	7	Mikhail Aleshin	SMP Racing Schmidt Peterson Motorsports Honda	80	Running	14	57	11
17	12	19	Luca Filippi	Boy Scouts of America Honda	80	Running	13	33	21
18	11	28	Ryan Hunter-Reay	DHL Honda	80	Running	12	68	7
19	21	27	Marco Andretti	United Fiber & Data / Snapple Honda	79	Running	11	43	19
20	16	98	Alexander Rossi (R)	Castrol Edge/Curb Honda	79	Running	10	44	18
21	20	41	Jack Hawksworth	ABC Supply AJ Foyt Racing Honda	77	Running	9	39	20

Time of Race: 01:33:54.4835 **Avg Speed:** 100.592 mph **Margin of Victory:** 0.3032 of a second **Lead Changes:** 6 **Caution Laps:** 0
Fastest Lap: 104.702 mph (67.6661 seconds) on Lap 8 by 83 - Charlie Kimbal
Fastest Leader Lap: 102.881 mph (68.8640 seconds) on Lap 53 by 22 - Simon Pagenauc
Verizon P1 Award (\$10,000): Helio Castroneves (01:07.1246, 105.547 mph)
Bonus Awards: Simon Pagenaud (\$30,000), Scott Dixon (\$20,000), Helio Castroneves (\$15,000), Juan Pablo Montoya (\$11,000), Takuma Sato (\$10,000), Tony Kanaan (\$9,000), Will Power (\$8,000), James Hinchcliffe (\$6,000), Sebastien Bourdais (\$5,000), Josef Newgarden (\$4,000), Charlie Kimball (\$3,000), Carlos Munoz (\$2,000)

Legend: R = Sunoco Rookie of the Year Candidate; All Cars use fourth-generation Verizon IndyCar Series Chassis (IR-12) with Chevrolet or Honda aerodynamic bodywork and Firestone Tires

Lap Leaders:			Lap Leader Summary:			Caution Flags:			
Laps	Car	Driver	Car	Driver	Times	Laps	No	Duration	Total Reason for Caution
1 - 26	3	Castroneves, Helio	3	Castroneves, Helio	2	47			
27 - 28	9	Dixon, Scott	22	Pagenaud, Simon	2	28			
29 - 30	83	Kimball, Charlie	83	Kimball, Charlie	2	3			
31 - 51	3	Castroneves, Helio	9	Dixon, Scott	1	2			
52 - 54	22	Pagenaud, Simon							
55	83	Kimball, Charlie							
56 - 80	22	Pagenaud, Simon							

Penalties:			
Car	Reason	Lap	Penalty

FP	SP	Car	Driver	Car Name	Laps	Running/Reason Out	Pts	Total Pts	Standings
1	3	9	Scott Dixon	Target Chip Ganassi Racing Chevrolet	80	Running	53	87	4
2	1	3	Helio Castroneves	Auto Club of Southern California Chevrolet	80	Running	42	116	2
3	2	2	Juan Pablo Montoya	Verizon Team Penske Chevrolet	80	Running	35	119	1
4	5	22	Simon Pagenaud	Penske Truck Rental Chevrolet	80	Running	32	73	7
5	7	10	Tony Kanaan	NTT Data Chip Ganass Racing Chevrolet	80	Running	30	93	3
6	9	11	Sebastien Bourdais	Team Hydroxycut-KVSH Racing Chevrolet	80	Running	29	66	9
7	6	67	Josef Newgarden	Hartman Oil CFH Racing Chevrolet	80	Running	26	66	8
8	10	27	Marco Andretti	Snapple Honda	80	Running	24	61	11
9	12	26	Carlos Munoz	AndrettiTV Cinsay Honda	80	Running	22	56	12
10	11	8	Sebastian Saavedra	AFS Chip Ganassi Racing Chevrolet	80	Running	20	20	25
11	8	15	Graham Rahal	Steak 'n Shake Honda	80	Running	19	62	10
12	13	5	James Hinchcliffe	Arrow/Lucas Oil Schmidt Peterson Honda	80	Running	18	83	5
13	4	28	Ryan Hunter-Reay	DHL Honda	80	Running	17	51	14
14	16	41	Jack Hawksworth	ABC Supply AJ Foyt Racing Honda	80	Running	17	48	16
15	15	83	Charlie Kimball	Novo Nordisk Chip Ganassi Racing Chevrolet	80	Running	15	40	19
16	17	98	Gabby Chaves (R)	Bowers & Wilkins/Curb Honda	80	Running	14	42	18
17	21	18	Conor Daly (R)	Dale Coyne Racing Honda	80	Running	13	13	26
18	20	14	Takuma Sato	ABC Supply AJ Foyt Racing Honda	80	Running	12	37	20
19	19	7	James Jakes	Schmidt Peterson Motorsports Honda	80	Running	11	54	13
20	18	1	Will Power	Verizon Team Penske Chevrolet	79	Running	10	80	6
21	22	19	Francesco Dracone (R)	Dale Coyne Racing Honda	78	Running	9	23	23
22	14	20	Luca Filippi	Fuzzy's Vodka CFH Racing Chevrolet	77	Running	8	50	15
23	23	4	Stefano Coletti (R)	KV Racing Technology Chevrolet	69	Running	7	30	21

Time of Race: 01:37:35.2353 **Ava Speed:** 96.800 mph **Marain of Victory:** 2.2221 seconds **Lead Chanaes:** 5 **Caution Laps:** 4
Fastest Lap: 104.040 mph (1:08.0969) on Lap 56 by 4 - Stefano Coletti **Fastest Leader Lap:** 102.877 mph (1:08.8670) on Lap 70 by 9 - Scott Dixon
Verizon P1 Award (\$10,000): Helio Castroneves (01:06.6294, 106.331 mph)
Bonus Awards: Scott Dixon (\$30,000), Helio Castroneves (\$20,000), Juan Pablo Montoya (\$15,000), Simon Pagenaud (\$11,000), Tony Kanaan (\$10,000), Sebastien Bourdais (\$9,000), Josef Newaarden (\$8,000), Marco Andretti (\$6,000), Carlos Munoz (\$5,000), Sebastian Saavedra (\$4,000)
Legend: R = Sunoco Rookie of the Year Candidate; All Cars use fourth-generation Verizon IndyCar Series Chassis (IR-12) with Chevrolet or Honda aerodynamic bodywork and engines and Firestone tires

Lap Leaders:			Lap Leader Summary:			Caution Flags:			
Laps	Car	Driver	Car	Driver	Times	Laps	No	Duration	Total Reason for Caution
1 - 29	3	Castroneves, Helio	9	Dixon, Scott	2	44	1	5 to 8	4 Debris: in Turn 9
30 - 33	41	Hawksworth, Jack	3	Castroneves, Helio	2	31			
34 - 53	9	Dixon, Scott	41	Hawksworth, Jack	1	4			
54 - 55	3	Castroneves, Helio	11	Bourdais, Sebastien	1	1			
56	11	Bourdais, Sebastien							
57 - 80	9	Dixon, Scott							



OFFICIAL BOX SCORE
Verizon IndyCar Series
Toyota GP of Long Beach
April 13, 2014



FP	SP	Car	Driver	Car Name	Comp	Running/Reason Out	Pts	Total Pts	Standings
1	17	20	Mike Conway	Fuzzy's Vodka/Ed Carpenter Racing Chevrolet	80	Running	51	66	2
2	14	12	Will Power	Verizon Team Penske Chevrolet	80	Running	40	93	1
3	11	34	Carlos Munoz (R)	Cinsay AndrettiTV.com HVM Honda	80	Running	35	48	7
4	16	2	Juan Pablo Montoya	Verizon Team Penske Chevrolet	80	Running	32	47	8
5	6	77	Simon Pagenaud	Charter Communications/SPHM Honda	80	Running	30	60	3
6	20	7	Mikhail Aleshin (R)	SMP Racing Honda	80	Running	28	46	9
7	12	16	Oriol Servia	Rahal Letterman Lanigan Racing Honda	80	Running	26	26	20
8	8	25	Marco Andretti	Snapple Honda	80	Running	24	32	18
9	22	17	Sebastian Saavedra	AFS KVAFS Racing Chevrolet	80	Running	23	42	10
10	21	18	Carlos Huertas (R)	Dale Coyne Racing Honda	80	Running	20	32	19
11	9	3	Helio Castroneves	AAA Southern California Team Penske Chevrolet	80	Running	19	55	4
12	7	9	Scott Dixon	Target Chip Ganassi Racing Chevrolet	80	Running	19	51	6
13	23	15	Graham Rahal	National Guard Honda	79	Running	17	33	16
14	3	11	Sebastien Bourdais	Mistic KVSH Racing Chevrolet	77	Running	16	33	17
15	5	98	Jack Hawksworth (R)	Charter/Castrol Edge Honda	77	Running	15	24	21
16	10	19	Justin Wilson	Dale Coyne Racing Honda	64	Contact	14	38	12
17	18	8	Ryan Briscoe	TNT Energy Drink Ganassi Racing Chevrolet	60	Running	13	33	15
18	13	10	Tony Kanaan	Target Chip Ganassi Racing Chevrolet	55	Contact	12	40	11
19	4	67	Josef Newgarden	Sarah Fisher Hartman Racing Honda	55	Contact	12	34	14
20	1	28	Ryan Hunter-Reay	DHL Honda	55	Contact	14	54	5
21	2	27	James Hinchcliffe	United Fiber & Data Honda	55	Contact	9	20	22
22	15	14	Takuma Sato	ABC Supply/A.J. Foyt Racing Honda	55	Contact	8	36	13
23	19	83	Charlie Kimball	Novo Nordisk Ganassi Racing Chevrolet	41	Off Course	7	17	23

Time of Race: 01:54:41.6418 Avg Speed: 82.362 Margin of Victory: 0.9005 of a second Lead Changes: 6 among 5 drivers Caution Laps: 18
Fastest Lap: 102.576 mph (69.0691 sec) on lap 76 by 3 - Helio Castroneves Fastest Leader Lap: 101.943 mph (69.4980 sec) on lap 14 by 28 - Ryan Hunter-Reay
Verizon P1 Award (\$10,000): Ryan Hunter-Reay (01:07.8219, 104.462 mph)
Bonus Awards: Mike Conway (\$30,000), Will Power (\$20,000), Carlos Munoz (\$15,000), Juan Pablo Montoya (\$10,000), Simon Pagenaud (\$9,000), Mikhail Aleshin (\$8,000), Oriol Servia (\$7,000), Marco Andretti (\$5,000), Sebastian Saavedra (\$4,000), Carlos Huertas (\$2,000)
Legend: R = Sunoco Rookie of the Year Candidate All cars use fourth-generation Verizon IndyCar Series Chassis (IR-12) and Firestone tires

Lap Leaders:			Lap Leader Summary:			Caution Flags:			
Laps	Car #	Driver	Car	Driver	Times	Laps	No	Duration	Total Reason for Caution
1-26	28	Hunter-Reay, Ryan	28	Hunter-Reay, Ryan	2	51	1	27 to 30	4 Contact: Car 11 in Turn 8
27-28	9	Dixon, Scott	9	Dixon, Scott	2	22	2	41 to 44	4 Contact: Car 11 in Turn 10
29-53	28	Hunter-Reay, Ryan	20	Conway, Mike	1	3	3	56 to 63	8 Contact: Cars 3, 10, 14, 27, 28, 67, & 98 in Turn 4
54	67	Newgarden, Josef	17	Saavedra, Sebastian	1	3	4	68 to 69	2 Spin: Car 15 in Turn 11
55-57	17	Saavedra, Sebastian	67	Newgarden, Josef	1	1			
58-77	9	Dixon, Scott							
78-80	20	Conway, Mike							

Penalties:			
Car	Reason	Lap	Penalty
11	Service in a Closed Pit	35	Drive-Through
15	Avoidable Contact	37	Drive-Through
18	Passing before the Restart	72	Drive-Through
3	Passing before the Restart	72	Drive-Through



OFFICIAL BOX SCORE
IZOD IndyCar Series
Toyota Grand Prix of Long Beach
April 21, 2013



FP	SP	Car	Driver	Car Name	Comp	Running/Reason Out	Pts	Total Pts	Standings
1	4	14	Takuma Sato	ABC Supply Co./A.J. Foyt Racing Honda	80	Running	53	93	2
2	11	15	Graham Rahal	Midas/Big O Tires Honda	80	Running	40	66	7
3	24	19	Justin Wilson	Dale Coyne Racing Honda	80	Running	35	81	5
4	1	10	Dario Franchitti	Target Chip Ganassi Racing Honda	80	Running	34	44	20
5	12	4	JR Hildebrand	National Guard Panther Racing Chevrolet	80	Running	30	54	15
6	18	22	Oriol Servia	Panther DRR Chevrolet	80	Running	28	57	14
7	25	25	Marco Andretti	RC Cola Chevrolet	80	Running	26	87	4
8	17	77	Simon Pagenaud	Schmidt Hamilton HP Motorsports Honda	80	Running	24	58	13
9	19	78	Simona de Silvestro	Nuclear Enterergy Areva KVRT Chevrolet	80	Running	22	62	9
10	6	3	Helio Castroneves	Auto Club Team Penske Chevrolet	80	Running	20	99	1
11	26	9	Scott Dixon	Target Chip Ganassi Racing Honda	80	Running	19	89	3
12	13	16	James Jakes	Acorn Stairlifts Honda	80	Running	18	40	22
13	16	67	Josef Newgarden	Sarah Fisher Hartman Racing Honda	80	Running	17	46	19
14	22	18	Ana Beatriz	Ipiranga Honda	80	Running	16	30	24
15	15	7	Sebastien Bourdais	Dragon Racing Chevrolet	80	Running	15	48	18
16	3	12	Will Power	Verizon Team Penske Honda	80	Running	15	62	8
17	27	55	Tristan Vautier (R)	Schmidt Peterson Motorsports Honda	80	Running	13	42	21
18	23	20	Ed Carpenter	Fuzzy's Vodka/Ed Carpenter Racing Chevrolet	80	Running	12	36	23
19	21	98	Alex Tagliani	Barracuda Racing Honda	79	Running	11	50	17
20	8	11	Tony Kanaan	Hydroxycut KV Racing Technology-SH Racing	78	Contact	10	59	12
21	9	83	Charlie Kimball	NovoLog FlexPen Honda	78	Running	9	60	11
22	10	5	EJ Viso	Team Venezuela-Andretti Autosport-HVM Chevrolet	53	Running	8	52	16
23	14	2	AJ Allmendinger	Penske Automotive Chevrolet	51	Mechanical	7	18	26
24	2	1	Ryan Hunter-Reay	DHL Chevrolet	49	Contact	7	73	6
25	5	17	Mike Conway	blu eCigs Honda	38	Electrical	5	5	27
26	7	27	James Hinchcliffe	GoDaddy.com Chevrolet	34	Contact	5	61	10
27	20	6	Sebastian Saavedra	Dragon Racing Chevrolet	1	Contact	5	25	25

Time of Race: 01:50:08.7155 Avg Speed: 85.763 Margin of Victory: Under Caution Lead Changes: 4 Caution Laps: 16
Fastest Lap: 102.619 mph (69.0401 sec) on lap 45 by 5 - EJ Viso Fastest Leader Lap: 102.404 mph (69.1851 sec) on lap 70 by 14 - Takuma Sato
Verizon P1 Award: Dario Franchitti (1:07.2379; 105.369 mph)
Bonus Awards: Takuma Sato (\$35,000), Graham Rahal (\$25,000), Justin Wilson (\$20,000), Dario Franchitti (\$15,000), JR Hildebrand (\$10,000)
Legend: R = Rookie All Cars use fourth-generation Dallara chassis (IR12) and Firestone Tires



OFFICIAL BOX SCORE
IZOD IndyCar Series
Toyota Grand Prix of Long Beach
April 15, 2012



FP	SP	Car	Driver	Car Name	Comp	Running/Reason Out	Pts	Total Pts
1	12	12	Will Power	Verizon Team Penske Chevrolet	85	Running	50	127
2	4	77	Simon Pagenaud (R)	Schmidt Hamilton HP Motorsports Honda	85	Running	42	100
3	16	27	James Hinchcliffe	Team GoDaddy.com Chevrolet	85	Running	35	95
4	19	11	Tony Kanaan	Mouser Electronics/GEICO KVRT Chevrolet	85	Running	32	54
5	20	4	JR Hildebrand	National Guard Panther Racing Chevrolet	85	Running	30	57
6	13	28	Ryan Hunter-Reay	Team DHL/Sun Drop Citrus Soda Chevrolet	85	Running	28	81
7	11	2	Ryan Briscoe	Hitachi Team Penske Chevrolet	85	Running	27	72
8	6	15	Takuma Sato	Rahal Letterman Lanigan Racing Honda	84	Running	24	48
9	22	8	Rubens Barrichello	BMC/Embrase KV Racing Technology Chevrolet	84	Running	22	59
10	3	18	Justin Wilson	Sonny's BBQ Honda	84	Running	20	52
11	14	19	James Jakes	Boy Scouts of America Honda	84	Running	19	43
12	15	5	EJ Viso	CITGO/PDVSA KV Racing Technology Chevrolet	84	Running	18	54
13	18	3	Helio Castroneves	Auto Club Team Penske Chevrolet	84	Running	17	103
14	24	20	Ed Carpenter	Fuzzy's Vodka/Ed Carpenter Racing Chevrolet	83	Running	16	40
15	1	10	Dario Franchitti	Target Chip Ganassi Racing Honda	82	Running	15	53
16	23	22	Oriol Servia	Lotus-DRR Lotus	82	Running	14	45
17	25	7	Sebastien Bourdais	Lotus-Dragon Racing Lotus	82	Running	13	47
18	9	83	Charlie Kimball	NovoLog Flex Pen Honda	80	Running	12	44
19	26	6	Katherine Legge (R)	TrueCar Lotus-Dragon Racing Lotus	80	Running	12	36
20	17	78	Simona de Silvestro	Nuclear Clean Air Energy Lotus-HVM Racing Lotus	74	Mechanical	12	36
21	10	98	Alex Tagliani	Team Barracuda-BHA Lotus	46	Mechanical	12	37
22	7	14	Mike Conway	ABC Supply/A.J. Foyt Racing Honda	41	Mechanical	12	50
23	5	9	Scott Dixon	Target Chip Ganassi Racing Honda	27	Mechanical	12	96
24	8	38	Graham Rahal	Service Central Honda	23	Contact	12	62
25	21	26	Marco Andretti	Team RC Cola Chevrolet	22	Contact	10	45
26	2	67	Josef Newgarden (R)	Sarah Fisher Hartman Racing Honda	0	Contact	10	42

Time of Race: 01:54:01.6082 Avg Speed: 88.021 Margin of Victory: .8675 of a second Lead Changes: 9 among 7 drivers Cautions: 3 for 12 laps
Fastest Lap: 102.154 mph (69.3541 sec) on lap 73 by 11 - Tony Kanaan Fastest Leader Lap: 101.870 mph (69.5474 sec) on lap 65 by 77 - Simon Pagenaud
IZOD IndyCar Series Pole Award: #2 Ryan Briscoe
Legend: R = Sunoco Rookie of the Year Candidate All Cars use Dallara Chassis and Firestone Tires

Lap Leaders:

Lap Leader Summary:

Caution Flags:



OFFICIAL BOX SCORE
IZOD IndyCar Series
Toyota Grand Prix of Long Beach
April 17, 2011



FP	SP	Car	Driver	Car Name	Comp	Running/Reason Out	Pts	Total Pts	Standings
1	3	27	Mike Conway	Window World Cares	85	Running	50	74	5
2	12	6	Ryan Briscoe	Penske Truck Rentals	85	Running	42	66	8
3	7	10	Dario Franchitti	Target Chip Ganassi Racing	85	Running	35	122	1
4	11	06	James Hinchcliffe (R)	Sprott/Newman Haas Racing	85	Running	32	44	17
5	9	77	Alex Tagliani	Bowers & Wilkins/Sam Schmidt Motorsports	85	Running	30	73	6
6	4	2	Oriol Servia	Telemundo/Newman Haas Racing	85	Running	28	80	4
7	20	7	Danica Patrick	Team GoDaddy	85	Running	26	57	12
8	10	82	Tony Kanaan	GEICO-KV Racing Technology-Lotus	85	Running	24	87	3
9	13	14	Vitor Meira	ABC Supply Co./A.J. Foyt Racing	85	Running	22	64	10
10	1	12	Will Power	Verizon Team Penske	85	Running	21	115	2
11	19	17	Raphael Matos	Automatic Fire Sprinklers, Inc.	85	Running	19	57	11
12	6	3	Helio Castroneves	Auto Club of Southern California	85	Running	18	56	13
13	16	38	Graham Rahal	Service Central	85	Running	17	42	21
14	15	34	Sebastian Saavedra (R)	Conquest Racing	85	Running	16	43	20
15	23	18	James Jakes (R)	Acorn Stairlifts	85	Running	15	40	23
16	25	8	Paul Tracy	Dragon Racing - Ralphps Grocery	85	Running	14	14	28
17	27	4	JR Hildebrand (R)	National Guard Panther Racing	85	Running	13	49	16
18	8	9	Scott Dixon	Target Chip Ganassi Racing	84	Running	12	66	7
19	26	24	Ana Beatriz (R)	Ipiranga/Dreyer & Reinbold Racing	83	Running	12	28	26
20	18	78	Simona de Silvestro	Nuclear Clean Air Energy/HVM Racing	82	Running	12	66	9
21	22	5	Takuma Sato	KV Racing Technology - Lotus	81	Running	12	56	15
22	5	22	Justin Wilson	Team Z-Line Designs/Dreyer & Reinbold Racing	78	Running	12	44	19
23	2	28	Ryan Hunter-Reay	Team DHL/Sun Drop Citrus Soda	72	Mechanical	12	40	22
24	24	83	Charlie Kimball (R)	Levemir and Novolog FlexPen	66	Mechanical	12	44	18
25	17	59	EJ Viso	PDVSA - KV Racing Technology-Lotus	59	Contact	10	34	25
26	14	26	Marco Andretti	Team Venom Energy	37	Mechanical	10	54	14
27	21	19	Sebastien Bourdais	Boy Scouts of America	27	Contact	10	34	24

Time of Race: 01:53:11.1000 Avg Speed: 88.676 Margin of Victory: 6.3203 seconds Lead Changes: 7 among 6 drivers Caution Laps: 3 for 12 laps
Fastest Lap: 100.266 mph (70.6597 sec) on lap 84 by 10 - Dario Franchitti Fastest Leader Lap: 100.163 mph (70.7328 sec) on lap 83 by 27 - Mike Conway
Peak Performance Award: #12 Will Power (1:09.0649; 102.582 mph)
Bonus Awards: Mike Conway (\$35,000), Ryan Briscoe (\$25,000), Dario Franchitti (\$20,000), James Hinchcliffe (\$15,000), Alex Tagliani (\$10,000)
Legend: R = Rookie All Cars use Dallara Chassis, Firestone Tires, and Honda Engines



OFFICIAL BOX SCORE
IZOD IndyCar Series
Toyota Grand Prix of Long Beach
April 18, 2010



FP	SP	Car	Driver	Car Name	Comp	Running/Reason Out	Pts	Total Pts	Standings
1	2	37	Ryan Hunter-Reay	Team IZOD	85	Running	52	129	3
2	3	22	Justin Wilson	Team Z-Line Designs/DRR	85	Running	40	125	4
3	1	12	Willi Power	Verizon Team Penske	85	Running	36	172	1
4	8	9	Scott Dixon	Target Chip Ganassi Racing	85	Running	32	112	5
5	6	11	Tony Kanaan	Team 7-Eleven	85	Running	30	94	8
6	15	32	Mario Moraes	KV Racing Technology	85	Running	28	69	15
7	4	3	Helio Castroneves	Team Penske	85	Running	26	130	2
8	5	6	Ryan Briscoe	Team Penske	85	Running	24	103	7
9	10	4	Dan Wheldon	National Guard Panther Racing	85	Running	22	83	10
10	16	24	Mike Conway	Dreyer & Reinbold Racing	85	Running	20	78	13
11	14	14	Vitor Meira	ABC Supply Co./A.J. Foyt Racing	85	Running	19	81	11
12	12	10	Dario Franchitti	Target Chip Ganassi Racing	85	Running	18	112	6
13	11	06	Hideki Mutoh	Formula Dream/Panasonic	85	Running	17	60	18
14	9	26	Marco Andretti	Team Venom Energy	85	Running	16	78	12
15	17	8	E.J. Viso	PDVSA-Jet Aviation-KV Racing Technology	85	Running	15	60	17
16	20	7	Danica Patrick	Team GoDaddy.com	85	Running	14	67	16
17	13	78	Simona de Silvestro (R)	Team Stargate Worlds/HVM	85	Running	13	53	20
18	19	5	Takuma Sato (R)	Lotus-KV Racing Technology	84	Running	12	46	23
19	21	19	Alex Lloyd (R)	Boy Scouts of America	84	Running	12	48	21
20	18	2	Raphael Matos	HP Luczo Dragon	84	Running	12	84	9
21	7	77	Alex Tagliani	FAZZT Race Team	65	Contact	12	72	14
22	22	67	Graham Rahal	Dollar General/Sarah Fisher Racing	58	Contact	12	47	22
23	23	34	Mario Romandini (R)	Conquest Racing	58	Contact	12	54	19
24	24	36	Bertrand Baguette (R)	Conquest Racing RACB	45	Mechanical	12	24	25
25	25	18	Milka Duno	CITGO	10	Handling	10	46	24

Time of Race: 01:47:12.5404 **Avg Speed:** 93.619 **Margin of Victory:** 5.6031 seconds **Lead Changes:** 5 among 3 drivers **Caution Laps:** 1 for 5 laps
Fastest Lap: 100.417 mph (1:10.5537 sec) on lap 82 by 37 - Ryan Hunter-Reay**Fastest Leader Lap:** 100.417 mph (1:10.5537 sec) on lap 82 by 37 - Ryan Hunter-Reay
PEAK Performance Pole Award: #12 Willi Power (1:09.3185, 102.206)
IZOD IndyCar Series Bonus Awards: Ryan Hunter-Reay (\$35,000), Justin Wilson (\$25,000), Willi Power (\$20,000), Scott Dixon (\$15,000), Tony Kanaan (10,000)
Legend: R = Rookie All Cars use Dallara Chassis, Firestone Tires, and Honda Engines

Lap Leaders:			Lap Leader Summary:				Caution Flags:			
Laps	Car #	Driver	Car	Driver	Times	Laps	No	Duration	Total	Reason for Caution
1-16	12	Willi Power	37	Ryan Hunter-Reay	3	64	1	60 to 64	5	Contact: Cars 34 & 67 in Turn 1
17-26	37	Ryan Hunter-Reay	12	Willi Power	2	19				
27-29	12	Willi Power	9	Scott Dixon	1	2				
30-56	37	Ryan Hunter-Reay								
57-58	9	Scott Dixon								
59-85	37	Ryan Hunter-Reay								



OFFICIAL BOX SCORE
IndyCar Series
Toyota Grand Prix of Long Beach at Streets of Long Beach
Sunday, April 19, 2009

FP	SP	Car	Driver	Car Name	Laps Comp.	Running/Reason Out	Pts.	Total Pts.	Standings
1	2	10	Dario Franchitti	Target Chip Ganassi Racing	85	Running	52	84	1
2	1	12	Will Power	Team Verizon Wireless	85	Running	41	69	2
3	11	11	Tony Kanaan	Team 7-Eleven/Dr. Pepper	85	Running	35	65	4
4	22	7	Danica Patrick	Motorola	85	Running	32	44	10
5	14	4	Dan Wheldon	National Guard Panther Racing	85	Running	30	46	7
6	19	26	Marco Andretti	Automatic Fire Sprinklers	85	Running	28	45	8
7	8	3	Helio Castroneves	Team Penske	85	Running	26	26	19
8	3	2 R	Raphael Matos	US Air Force Luczo Dragon	85	Running	24	36	15
9	15	06 R	Robert Doornbos	Newman/ Haas/ Langan Racing	85	Running	22	41	11
10	9	34	Alex Tagliani	Conquest Racing	85	Running	20	40	12
11	12	21	Ryan Hunter-Reay	Vision Racing	85	Running	19	59	5
12	7	02	Graham Rahal	McDonald's Racing Team	85	Running	18	45	9
13	10	6	Ryan Briscoe	Team Penske	85	Running	17	67	3
14	20	14	Vitor Meira	ABC Supply Co. AJ Foyt Racing	84	Running	16	38	14
15	6	9	Scott Dixon	Target Chip Ganassi Racing	84	Running	15	29	17
16	18	23	Darren Manning	Dreyer & Reinbold Racing	84	Running	14	38	13
17	21	98 R	Stanton Barrett	Interush Racing	84	Running	13	31	16
18	23	20	Ed Carpenter	Menards/ Vision Racing	82	Running	12	24	21
19	13	5	Mario Moraes	KV Racing Technology/ Votorantim	71	Contact	12	24	22
20	17	27	Hideki Mutoh	Formula Dream	60	Running	12	27	18
21	16	24 R	Mike Conway	Dreyer & Reinbold Racing	51	Contact	12	24	23
22	5	18	Justin Wilson	Z-Line Designs	24	Contact	12	49	6
23	4	13	E.J. Viso	PDVSA HVM Racing	16	Contact	12	25	20

Time of Race: 1:56:47.4658 **Average Speed:** 84.491 mph **Margin of Victory:** 3.3182 sec.
Fastest Lap: #6 Ryan Briscoe (Lap 83, 99.424 mph, 1:11.2582 sec.) **Fastest Leading Lap:** #10 Dario Franchitti (Lap 70, 98.557 mph, 1:11.8852 sec.)
PEAK Performance Pole Award: #12 Will Power (1:01.631 mph, 1:07.107 sec.)
IndyCar Series Bonus Awards (Top Five Finishers): #10 Dario Franchitti (\$35,000); #12 Will Power (\$25,000); #11 Tony Kanaan (\$20,000); #7 Danica Patrick (\$15,000); #4 Dan Wheldon (\$10,000);
All cars utilize Dallara chassis, Honda engines and Firestone Tires
Legend: R = IndyCar Series Rookie

Lap Leaders:			Lap Leader Summary:			Caution Flags:		
Laps	Car #	Driver	Driver	Times	Total	Laps	Reason/Incident	
1-16	12	Will Power	Dario Franchitti	2	51	17-20	Contact: Cars #13 Viso & #9 Dixon in T8	
17-18	2	Raphael Matos	Will Power	1	16	24-27	Contact: Cars #4 Wheldon, #5 Moraes, #18 Wilson, #23 Manning, & #27 Mutoh in T11	
19-25	11	Tony Kanaan	Tony Kanaan	1	7	39-40	Contact: #20 Carpenter in T1	
26-31	26	Marco Andretti	Marco Andretti	1	6	54-57	Contact: #24 Conway in T8	
32-52	10	Dario Franchitti	Helio Castroneves	1	3	73-76	Contact: #5 Moraes in T5	
53-55	3	Helio Castroneves	Raphael Matos	1	2			
56-85	10	Dario Franchitti						
Total: 6 Lead changes among 7 drivers						Total: 5 caution flags, 18 laps		



Toyota Grand Prix of Long Beach
Long Beach Street Circuit
Long Beach, California

Official Race Report
Sunday, April 20, 2008 1:00 PM



Round 1

Fin Pos	Qual Pos	Car	Driver	Sponsor - Team	Laps	Time	Mph	km/h	Lag	Status	Best Time	Mph	Best Rank	Lap
1	4	8	Will Power	Aussie Vineyards-Team Australia - KV Racing Technology	83	1:45:25.415	92.964	149.611		Running	1:08.661	103.185	75	5
2	6	7	Franck Montagny (R)	INDECK - Forsythe/Pettit Racing	83	1:45:30.509	92.890	149.491	5.094	Running	1:08.548	103.355	74	4
3	10	96	Mario Dominguez	Pacific Coast Motorsports - Pacific Coast Motorsports	83	1:45:40.931	92.737	149.245	15.516	Running	1:08.820	102.947	79	10
4	8	36	Enrique Bernoldi (R)	Sangari - Conquest Racing	83	1:45:51.093	92.589	149.006	25.678	Running	1:08.815	102.954	68	9
5	12	5	Oriol Servia	KV Racing Technologies/Plantronics/HP - KV Racing Technology	83	1:45:51.691	92.580	148.992	26.276	Running	1:08.950	102.753	76	12
6	3	34	Franck Perera (R)	Conquest Racing - Conquest Racing	83	1:45:53.482	92.554	148.950	28.067	Running	1:08.945	102.760	72	11
7	2	15	Alex Tagliani	CEC Wheels/Walker Racing - Walker Racing	83	1:46:01.933	92.431	148.753	36.518	Running	1:09.071	102.573	54	14
8	18	37	David Martinez (R)	INDECK - Forsythe/Pettit Racing	83	1:46:02.542	92.422	148.738	37.127	Running	1:09.257	102.297	72	15
9	14	33	E.J. Viso (R)	PDVSA - PDVSA HVM Racing	83	1:46:10.359	92.309	148.556	44.944	Running	1:08.284	103.755	78	3
10	13	12	Jimmy Vasser	Plantronics/HP/KV Racing Technology - KV Racing Technology	83	1:46:14.051	92.255	148.470	48.636	Running	1:09.027	102.638	79	13
11	5	3	Paul Tracy	INDECK - Forsythe/Pettit Racing	83	1:46:21.372	92.149	148.299	55.957	Running	1:08.771	103.020	57	7
12	11	18	Bruno Junqueira	The Z-LINE Car - Dale Coyne Racing	83	1:46:32.968	91.982	148.030	1:07.553	Running	1:09.760	101.560	48	17
13	9	06	Graham Rahal	Hole in the Wall Camps - Newman Haas Lanigan Racing	82	1:44:44.206	92.447	148.778	28.982	Contact	1:08.279	103.763	52	2
14	16	29	Alex Figge	Imperial Capital Bank - Pacific Coast Motorsports	82	1:46:04.188	91.285	146.908	--1 lap--	Running	1:09.338	102.178	55	16
15	7	4	Nelson Philippe	Minardi/HVM Racing - Minardi/HVM Racing	80	1:45:43.036	89.355	143.803	--3 laps--	Running	1:08.776	103.013	79	8
16	15	9	Antonio Pizzonia (R)	Rocketsports - Rocketsports	80	1:46:09.905	88.978	143.197	--3 laps--	Running	1:08.252	103.804	68	1
17	17	14	Roberto Moreno	Minardi/HVM Racing - Minardi/HVM Racing	63	1:23:02.542	89.581	144.167	--20 laps--	Mechanical	1:08.730	103.082	39	6
18	20	10	Juho Annala (R)	Rocketsports - Rocketsports	42	1:07:18.897	73.674	118.566	--41 laps--	Mechanical	1:11.673	98.849	29	20
19	1	02	Justin Wilson	McDonald's Racing Team - Newman Haas Lanigan Racing	12	19:50.090	71.438	114.968	--71 laps--	Mechanical	1:10.462	100.548	5	18
20	19	19	Mario Moraes (R)	The SONNY's Car - Dale Coyne Racing	5	7:52.747	74.932	120.591	--78 laps--	Contact	1:11.072	99.685	5	19

Lap Leaders				Total Lead Laps				Race Information				Caution Flags			
Car	Driver	From	To	Total	Driver	From	To	Total	Reason	From Lap	To Lap	Total Laps	Reason	From Lap	To Lap
8	Will Power	1	30	30	Will Power	1	2	2	Cars 5, 29 Stalled	1	2	2		9	11
33	E.J. Viso (R)	31	31	1	Roberto Moreno	6	9	4	Car 19 Contact	54	57	4	Contact Car 7	54	57
14	Roberto Moreno	32	32	1	E.J. Viso (R)	31	33	3	Car 4 Stalled	72	76	5	Contact Car 29	72	76
8	Will Power	33	83	51											

Track Type: Road, Length: 1.968 Miles
Race Length: 83 Laps; 163.344 Miles
Time of Race: 1:45:25.415 --New record--
Average Speed: 92.964 mph
Margin of Victory: 5.094 sec
Fastest Race Lap: 1:08.252 by Car # 9



The Champ Car World Series

Toyota Grand Prix of Long Beach
Long Beach Street Circuit
Long Beach, California

Box Score
Sunday, April 15, 2007



Round 2

Fin Pos	Qual Pos	Car Num	Driver	Residence (Country)	Sponsor - Team	Qual Time	Qual Speed	Laps	Status	Lag	Race Pts	Tot. Pts	Seas Rank
1	1	1	Sebastien Bourdais	St. Petersburg, Florida (FRA)	McDonald's Racing Team - Newman Haas Lanigan Racing	1:07.546	104.889	78	Running		32	40	3
2	15	3	Oriol Servia	Miami, Florida (SPN)	INDECK - Forsythe Championship Racing	1:08.922	102.794	78	Running	2.614	28	28	9
3	2	5	Will Power	Carmel, Indiana (AUS)	Aussie Vineyards - Team Australia	1:07.695	104.658	78	Running	3.867	26	59	1
4	7	9	Justin Wilson	Denver, Colorado (ENG)	CDW - RSPORTS	1:08.200	103.883	78	Running	5.326	23	30	7
5	4	8	Alex Tagliani	Las Vegas, Nevada (CAN)	LXN2 - RSPORTS	1:08.047	104.116	78	Running	6.180	21	44	2
6	8	19	Bruno Junqueira	Miami, Florida (BRA)	Sonny's Bar-B-Q - Dale Coyne Racing	1:08.430	103.534	78	Running	6.395	19	36	4
7	12	21	Neel Jani (R)	Jens, Switzerland (CHE)	Red Bull-Gulfstream PKV Racing - PKV Racing	1:08.609	103.263	78	Running	7.711	17	28	10
8	5	2	Graham Rahal (R)	Hilliard, Ohio (USA)	MEDIZONE Racing Team - Newman Haas Lanigan Racing	1:08.170	103.928	78	Running	8.268	15	19	14
9	16	28	Ryan Dalziel (R)	Orlando, Florida (SCT)	PCM - Pacific Coast Motorsports	1:09.070	102.574	78	Running	8.963	13	23	12
10	18	11	Katherine Legge	Haslemere, Surrey (ENG)	Dale Coyne Racing - Dale Coyne Racing	1:09.766	101.551	78	Running	9.887	11	30	8
11	9	22	Tristan Gommendy (R)	Paris, France (FRA)	Pay By Touch-Megaspierra PKV Racing - PKV Racing	1:08.527	103.387	78	Running	10.336	10	31	6
12	14	4	Dan Clarke	Maidenhead, Berkshire (ENG)	Ticketmaster/Synapse Power/The Australian Pink Floyd Show - Minardi Team USA	1:08.890	102.842	77	Running	1 lap	9	15	17
13	6	14	Robert Doornbos (R)	Monte Carlo, Monaco (NLD)	Muermans/Jumbo Supermarkten/Mediamall - Minardi Team USA	1:08.183	103.909	74	Running	4 laps	8	35	5
14	3	15	Simon Pagenaud (R)	Indianapolis, Indiana (FRA)	Aussie Vineyards - Team Australia	1:07.883	104.368	73	Running	5 laps	8	17	16
15	13	42	Matt Halliday (R)	Mt. Roskill, Auckland (NZL)	42 Below - Conquest Racing	1:08.864	102.881	72	Mechanical	6 laps	6	11	18
16	17	29	Alex Figge (R)	Denver, Colorado (USA)	Imperial Capital Bank - Pacific Coast Motorsports	1:09.151	102.454	69	Contact	9 laps	5	21	13
17	10	7	Mario Dominguez	Mexico City, Mexico (MEX)	Telmex/Banca Mifel - Forsythe Championship Racing	1:08.554	103.346	7	Contact	71 laps	4	17	15

Lap Leaders				Total Lead Laps		Race Information			Caution Flags			
Car	Driver	From	To	Total	Driver	Track Type: ROAD; Length: 1.968 Miles	From Lap	To Lap	Total Laps	Reason	From Lap	To Lap
1	Sebastien Bourdais	1	31	31	Sebastien Bourdais	Race Length: 78 Laps; 153.504 Miles	58	11	3	Contact Car 7	54	57
3	Oriol Servia	32	38	7	Tristan Gommendy (R)	Time of Race: 1:40:43.975 --New record--	13	7	4	Contact Car 15	72	76
1	Sebastien Bourdais	39	54	16	Oriol Servia	Average Speed: 91.432 mph	7		5	Contact Car 29		
22	Tristan Gommendy (R)	55	67	13		Margin of Victory: 2.614 sec						
1	Sebastien Bourdais	68	78	11		Fastest Race Lap: 1:08.594						
						103.286 mph by Car # 15						
						Most Improved: Car # 3						

(R) Designates a series rookie Engine: Cosworth XFE; Chassis: DP01; Tire: Bridgestone

Track Length 1.968 Miles / 3.167 km
© Champ Car World Series
Printed: April 15, 2007 3:11 PM



Bridgestone Presents The Champ Car World Series Powered by Ford
Toyota Grand Prix of Long Beach
Long Beach Street Circuit
Long Beach, California
Box Score
April 18, 2004



Round 1 of 16
Track Length 1.968 Miles / 3.167 km

Fin Pos	Qual Pos	Car Num	Driver	Residence (Country)	Sponsor (Engine/Chassis/Tire)	Qual Time	Qual Speed	Laps	Status	Lag	Race Pts	Tot. Pts	Seas Rank
1	3	1	Paul Tracy	Las Vegas, NV (CAN)	Indeck - Forsythe Championship Racing (F/I/B)	1:09.156	102.447	81	Running		32	32	1
2	1	6	Bruno Junqueira	Miami, FL (BRZ)	Pacificare Ford-Cosworth/ Lola/ Bridgestone - Newman Haas Racing (F/I/B)	1:08.913	102.808	81	Running	5.681	29	29	2
3	2	2	Sebastien Bourdais	Temple Terrace, FL (FRC)	McDonald's Ford-Cosworth/ Lola/ Bridgestone - Newman Haas Racing (F/I/B)	1:09.800	101.501	81	Running	6.375	27	27	3
4	7	7	Patrick Carpentier	Las Vegas, NV (CAN)	Indeck - Forsythe Championship Racing (F/I/B)	1:09.730	101.603	81	Running	16.801	24	24	4
5	5	55	Mario Dominguez	Mexico City, Mexico (MEX)	Herdez - Herdez Competition (F/I/B)	1:09.458	102.001	81	Running	17.527	21	21	5
6	11	34	Justin Wilson (R)	Northampton, England (ENG)	Mi-Jack - Mi-Jack Conquest Racing (F/I/B)	1:10.122	101.035	81	Running	36.645	20	20	6
7	6	4	Ryan Hunter Reay	Boca Raton, FL (USA)	Herdez - Herdez Competition (F/I/B)	1:09.613	101.774	81	Running	38.926	17	17	7
8	4	8	Alex Tagliani	Las Vegas, NV (CAN)	Johnson Controls - Rocketsports (F/I/B)	1:09.450	102.013	81	Running	1:00.578	15	15	8
9	14	5	Mario Haberfeld	Key Biscayne, FL (BRZ)	Cummins - Walker Racing (F/R/B)	1:10.968	99.803	80	Running	1 lap	13	13	9
10	9	3	Rodolfo Lavín	San Luis Potosí, Mexico (MEX)	Corona - Forsythe Championship Racing (F/I/B)	1:09.953	101.279	80	Running	1 lap	11	11	10
11	13	9	Michel Jourdain Jr.	Mexico City, Mexico (MEX)	Gigante - RuSPORT (F/I/B)	1:10.652	100.277	80	Running	1 lap	10	10	11
12	8	10	A.J. Allmendinger (R)	Hollister, CA (USA)	BG Products/ Red Bull - RuSPORT (F/I/B)	1:09.905	101.349	79	Running	2 laps	9	9	12
13	16	17	Nelson Philippe (R)	Key Biscayne, FL (FRC)	LeasePlan - Rocketsports (F/I/B)	1:11.275	99.401	78	Running	3 laps	8	8	13
14	17	21	Roberto Gonzalez (R)	Mexico City, Mexico (MEX)	Nill Holdings - PKV Racing (F/I/B)	1:11.295	99.373	76	Mechanical	5 laps	7	7	14
15	12	11	Oriol Servià	Miami, FL (SPN)	yokeTV.com - Dale Coyne Racing (F/I/B)	1:10.273	100.818	14	Mechanical	67 laps	6	6	15
16	10	12	Jimmy Vasser	Las Vegas, NV (USA)	Gulfstream - PKV Racing (F/I/B)	1:10.056	101.131	1	Contact	80 laps	5	5	16
17	15	14	Alex Sperafico (R)	Miami, FL (BRZ)	- Mi-Jack Conquest Racing (F/R/B)	1:11.238	99.453	1	Contact	80 laps	4	4	17
18	18	19	Tarso Marques	Curitiba, Brazil (BRZ)	American Medical Response - Dale Coyne Racing (F/I/B)	1:16.809	92.239	1	Contact	80 laps	3	3	18

Lap Leaders					Total Lead Laps		Race Information			Caution Flags			
Car	Driver	From	To	Total	Driver		Track Type/Length:	ROAD	1.968 Miles	From Lap	To Lap	Total Laps	Reason
6	Bruno Junqueira	1	1	1	Paul Tracy	76	Race Length:	81	Laps: 159.408 Miles				
1	Paul Tracy	2	58	57	Patrick Carpentier	2	Time of Race:	1:44:12.348	**	1	5	5	Yellow Start; Multiple car contact
7	Patrick Carpentier	59	60	2	Bruno Junqueira	1	Average Speed:	91.785	mph				
1	Paul Tracy	61	81	21			Margin of Victory:	5.681	sec				

** Indicates new race time record

Codes: Engine: F=Ford-Cosworth XFE; Chassis: L=Lola, R=Reynard; Tire: B=Bridgestone; (R) Designates a series rookie

© 2004 Champ Car Timing
Printed: April 18, 2004 3:57:20PM
Page 1 of 1



Bridgestone Presents The Champ Car World Series Powered by Ford
Toyota Grand Prix of Long Beach
Long Beach Street Circuit
Long Beach, California
Box Score
April 13, 2003



Race No. 3
Track Length 1.968 Miles / 3.167 km

Fin Pos	Str Pos	Car Num	Driver	Residence (Country)	Sponsor (Engine/Chassis/Tire)	Qual Time	Qual Speed	Laps	Status	Lag	Race Pts	Tot. Pts	Seas Rank
1	2	3	Paul Tracy	Las Vegas, NV (CAN)	Player's/Indeck (F/I/B)	1:09.079	102.561	90	Running		21	64	1
2	7	51	Adrian Fernandez	Paradise Valley, AZ (MEX)	Tecate/Quaker State/Telex (F/I/B)	1:08.784	103.001	90	Running	4.544	16	28	4
3	4	1	Bruno Junqueira	Miami, FL (BRZ)	Pacificare/Ford-Cosworth/Lola/Bridgestone (F/I/B)	1:08.537	103.372	90	Running	13.651	14	38	2
4	14	12	Jimmy Vasser	Las Vegas, NV (USA)	American Spirit Team Johansson (F/R/B)	1:09.765	101.552	90	Running	21.040	12	20	5
5	11	55	Mario Dominguez	Mexico City, Mexico (MEX)	Herdez (F/I/B)	1:09.222	102.349	90	Running	22.191	10	10	11
6	6	32	Patrick Carpentier	Las Vegas, NV (CAN)	Player's/Indeck (F/I/B)	1:08.660	103.187	90	Running	22.680	8	18	7
7	12	31	Ryan Hunter-Reay (R)	Boca Raton, FL (USA)	American Spirit Team Johansson (F/R/B)	1:09.359	102.147	90	Running	25.703	6	7	13
8	10	15	Darren Manning (R)	Northampton, England (ENG)	Walker Racing (F/R/B)	1:09.135	102.478	90	Running	33.373	5	11	10
9	15	34	Mario Haberfeld (R)	Key Biscayne, FL (BRZ)	Mi-Jack (F/R/B)	1:10.014	101.191	90	Running	48.571	4	16	9
10	3	33	Alex Tagliani	Las Vegas, NV (CAN)	Johnson Controls (F/I/B)	1:08.371	103.623	89	Running	1 lap	3	17	8
11	16	7	Tiago Monteiro (R)	Miami, FL (POR)	Fittipaldi-Dingman Racing (F/R/B)	1:10.092	101.079	88	Running	2 laps	2	8	12
12	8	20	Oriol Servià	Miami, FL (SPN)	Visteon/Patrick Racing (F/I/B)	1:08.821	102.945	87	Mechanical	3 laps	1	2	18
13	13	27	Patrick Lemarie (R)	Paris, France (FRA)	PK Racing (F/I/B)	1:09.736	101.595	87	Running	3 laps	0	6	15
14	18	19	Joël Camathias (R)	Lugano, Switzerland (SWZ)	Dale Coyne Racing (F/I/B)	1:11.303	99.362	84	Running	6 laps	0	6	14
15	1	9	Michel Jourdain	Mexico City, Mexico (MEX)	Gigante (F/I/B)	1:08.177	103.918	83	Mechanical	7 laps	2	34	3
16	5	2	Sebastien Bourdais (R)	Miami, FL (FRA)	Lilly Ford Lola (F/I/B)	1:08.549	103.354	70	Mechanical	20 laps	0	5	16
17	9	4	Roberto Moreno	Weston, FL (BRZ)	Herdez (F/I/B)	1:09.028	102.637	36	Contact	54 laps	0	18	6
18	17	5	Rodolfo Lavín (R)	San Luis Potosí, Mexico (MEX)	Corona Competition Team (F/R/B)	1:11.082	99.671	35	Contact	55 laps	0	0	19
19	19	11	Alex Yoong (R)	Kuala Lumpur (MLY)	Dale Coyne Racing (F/I/B)	1:11.566	98.997	32	Contact	58 laps	0	4	17

Lap Leaders					Total Lead Laps		Race Information			Caution Flags						
Car	Driver	From	To	Total	Driver	Track Type/Length:	ROAD	1.968 Miles	From Lap	To Lap	Total Laps	Reason				
3	Paul Tracy	1	26	26	Michel Jourdain	48	Race Length:	90	Laps:	177.120	Miles	28	30	3	Car 27 Stopped on course	
9	Michel Jourdain	27	56	30	Paul Tracy	33	Time of Race:	1:56:01.792	**	33	35	3	37	40	4	Car 11 Contact
20	Oriol Servià	57	61	5	Oriol Servià	5	Average Speed:	91.590	mph	37	40	4	Cars 5, 4 Contact			
51	Adrian Fernandez	62	62	1	Sebastien Bourdais (R)	3	Margin of Victory:	4.544	sec							
2	Sebastien Bourdais (R)	63	65	3	Adrian Fernandez	1	** Indicates new race record									
9	Michel Jourdain	66	83	18												
3	Paul Tracy	84	90	7												

Engine Legend: F=Ford-Cosworth; Chassis Legend: L=Lola, R=Reynard;
Tire Legend: B=Bridgestone; (R) Designates a series rookie

© 2003 Champ Car Timing
All Rights Reserved
Page 1 of 1



FedEx Championship Series Race No. 2
Toyota Grand Prix of Long Beach
Long Beach Street Circuit
Long Beach, California
Box Score
April 14, 2002



Track Length 1.968 Miles / 3.167 km

Fin Pos	Str Pos	Car Num	Driver	Residence (Country)	Sponsor (Engine/Chassis/Tire)	Qual Time	Qual Speed	Laps	Status	Lag	Race Pts	Tot Pts	Seas Rank
1	15	39	Michael Andretti	Nazareth, PA (USA)	Motorola (H/R/B)	1:08.856	102.893	90	Running		21	22	2
2	1	8	Jimmy Vasser	Las Vegas, NV (USA)	Shell (F/L/B)	1:07.742	104.585	90	Running	0.468	17	17	6
3	18	22	Max Papis	Miami, FL (ITA)	ROCKWELL FIRST POINT (F/L/B)	1:09.212	102.364	90	Running	4.698	14	18	5
4	4	12	Kenny Brack	Indianapolis, IN (SWE)	Target (T/L/B)	1:08.126	103.996	90	Running	5.250	12	12	8
5	10	9	Michel Jourdain	Mexico City, Mexico (MEX)	Gigante (F/L/B)	1:08.647	103.206	90	Running	7.488	10	22	3
6	12	5	Toranosuke Takagi	Newport Beach, CA (JPN)	Pioneer/Denso Special (T/R/B)	1:08.754	103.046	90	Running	8.330	8	8	11
7	8	26	Paul Tracy	Las Vegas, NV (CAN)	KOOL Honda Reynard (H/R/B)	1:08.484	103.452	90	Running	10.129	6	11	9
8	2	6	Cristiano da Matta	Miami, FL (BRZ)	Chevron Toyota Lola (T/L/B)	1:07.745	104.580	90	Running	10.823	6	27	1
9	16	27	Dario Franchitti	Nashville, TN (SCT)	KOOL Honda Reynard (H/R/B)	1:08.915	102.805	90	Running	11.460	4	20	4
10	7	51	Adrian Fernandez	Paradise Valley, AZ (MEX)	Tecate/Quaker State/Teimex (H/L/B)	1:08.448	103.506	90	Running	35.789	3	5	15
11	13	17	Oriol Servia	Miami Beach, FL (SPN)	TBA (T/L/B)	1:08.778	103.010	79	Mechanical	11 laps	2	5	14
12	14	52	Shinji Nakano	Indianapolis, IN (JPN)	Alpine/Mitsuba (H/L/B)	1:08.817	102.951	73	Mechanical	17 laps	1	1	17
13	9	11	Christian Fittipaldi	Key Biscayne, FL (BRZ)	Eli Lilly Toyota Lola (T/L/B)	1:08.637	103.221	67	Mechanical	23 laps	0	14	7
14	17	16	Mario Dominguez (R)	Mexico City, Mexico (MEX)	Herdez (F/L/B)	1:09.212	102.364	62	Contact	28 laps	0	0	18
15	5	20	Townsend Bell (R)	San Luis Obispo, CA (USA)	Visteon/Patrick Racing (T/R/B)	1:08.267	103.781	57	Contact	33 laps	0	0	19
16	11	33	Alex Tagliani	Las Vegas, NV (CAN)	Player's/Indeck (F/R/B)	1:08.720	103.097	55	Contact	35 laps	0	10	10
17	3	4	Bruno Junqueira	Indianapolis, IN (BRZ)	Target (T/L/B)	1:08.097	104.040	51	Contact	39 laps	0	2	16
18	19	7	Scott Dixon	Indianapolis, IN (NZL)	TBA (T/L/B)	1:09.613	101.774	30	Mechanical	60 laps	0	8	12
19	20	32	Patrick Carpentier	Las Vegas, NV (CAN)	Player's/Indeck (F/R/B)	1:09.883	101.381	20	Mechanical	70 laps	0	6	13
20	6	10	Tony Kanaan	Miami, FL (BRZ)	Pioneer-Worldcom/Mo Nunn Racing (H/R/B)	1:08.411	103.562	16	Mechanical	74 laps	0	0	20

Lap Leaders				Total Lead Laps		Race Information			Caution Flags			
Car	Driver	From	To	Total	Driver	Track Type/Length:	ROAD	1.968 Miles	From Lap	To Lap	Total Laps	Reason
6	Cristiano da Matta	1	17	17	Michael Andretti	Race Length:	90	Laps: 177.120 Miles	17	19	3	Car #10 Off Course
12	Kenny Brack	18	18	1	Cristiano da Matta	Time of Race:	2:02:14.542		31	36	6	Car #7 off Mechanical
6	Cristiano da Matta	19	31	13	Jimmy Vasser	Average Speed:	86.935	mph	52	55	4	Car #3 Contact
12	Kenny Brack	32	32	1	Kenny Brack	Margin of Victory:	0.468	sec	57	58	2	Cars #33 & #20 Contact
39	Michael Andretti	33	46	14					63	65	3	Car #16 Contact
8	Jimmy Vasser	47	60	14					81	82	2	Car #17 Mechanical
12	Kenny Brack	61	61	1								
39	Michael Andretti	62	90	29								



FedEx Championship Series Race No. 2
Toyota Grand Prix of Long Beach
Long Beach, California
Box Score
April 08, 2001



Track Length 1.968 Miles

Fin Pos	Str Pos	Car Num	Driver	Residence (Country)	Sponsor (Engine/Chassis/Tire)	Qual Time	Qual Speed	Laps	Status	Lag	Race Pts	Tot Pts	Seas Rank
1	1	3	Helio Castroneves	Miami, FL (BRZ)	Marlboro Team Penske Honda RI F (H/R/F)	1:08.556	103.343	82	Active		21	27	3
2	4	6	Cristiano da Matta	Miami, FL (BRZ)	Texaco/Havoline/Kmart/Toyota/Lola (T/L/F)	1:09.312	102.216	82	Active	0.534	16	37	1
3	5	1	Gil de Ferran	Ft. Lauderdale, FL (BRZ)	Marlboro Team Penske Honda RI F (H/R/F)	1:09.344	102.169	82	Active	1.787	14	30	2
4	12	26	Paul Tracy	Las Vegas, NV (CAN)	KOOL Honda Reynard (H/R/F)	1:10.073	101.106	82	Active	2.435	12	26	4
5	8	40	Jimmy Vasser	Las Vegas, NV (USA)	Patrick Racing (T/R/F)	1:09.807	101.491	82	Active	3.342	10	18	5
6	6	27	Dario Franchitti	Indianapolis, IN (SCT)	KOOL Honda Reynard (H/R/F)	1:09.366	102.136	82	Active	4.855	8	12	7
7	3	55	Tony Kanaan	Miami, FL (BRZ)	Hollywood (H/R/F)	1:09.223	102.347	82	Active	5.915	6	12	6
8	14	12	Nicolas Minassian (R)	Indianapolis, IN (FRA)	Target (T/L/F)	1:10.099	101.068	82	Active	6.749	5	7	10
9	28	4	Bruno Junqueira (R)	Indianapolis, IN (BRZ)	Target (T/L/F)	1:39.916	70.908	82	Active	7.565	4	4	11
10	15	77	Bryan Herta	Valencia, CA (USA)	Zakspeed/Forsythe Racing (F/R/F)	1:10.146	101.001	82	Active	11.169	3	3	13
11	22	20	Roberto Moreno	Weston, FL (BRZ)	Visteon Patrick Racing (T/R/F)	1:10.769	100.112	82	Active	11.588	2	2	14
12	23	52	Shinji Nakano	Indianapolis, IN (JPN)	Avex/Alpine Honda Reynard (H/R/F)	1:11.871	98.577	82	Active	12.364	1	1	16
13	7	16	Michel Jourdain Jr.	Indianapolis, IN (MEX)	Herdez (F/L/F)	1:09.589	101.809	82	Active	13.458	0	0	17
14	24	22	Oriol Servia	Bridgeview, IL (SPN)	Sigma Autosport (F/L/F)	1:11.919	98.511	82	Active	18.602	0	0	19
15	25	19	Michael Krumm (R)	Monte Carlo, Monaco (GER)	The Dark Dog Car (F/L/F)	1:11.974	98.436	82	Active	20.583	0	0	20
16	26	51	Adrian Fernandez	Phoenix, AZ (MEX)	Tecate/Quaker State/Teimex/Honda/Reynard (H/R/F)	1:12.403	97.852	81	Active	--1lap--	0	0	22
17	13	7	Max Papis	Hilliard, OH (ITA)	Miller (F/L/F)	1:10.093	101.077	81	Active	--1lap--	0	1	15
18	11	33	Alex Tagliani	Las Vegas, NV (CAN)	Player's/Indeck (F/R/F)	1:10.013	101.193	81	Active	--1lap--	0	0	23
19	18	18	Scott Dixon (R)	Indianapolis, IN (NZL)	Powerware Panasonic PacWest Toyota (T/R/F)	1:10.303	100.775	81	Active	--1lap--	0	0	18
20	16	5	Toranosuke Takagi (R)	Los Angeles, CA (JPN)	Pioneer/DENSO Special (T/R/F)	1:10.202	100.920	74	Contact	--8laps--	0	3	12
21	21	25	Max Wilson (R)	Indianapolis, IN (BRZ)	winner B2B.com/Arciero/Brooke Racing Lola (P/L/F)	1:10.683	100.233	67	Contact	-15 laps--	0	0	25
22	19	17	Mauricio Gugelmin	Coral Gables, FL (BRZ)	Nextel PacWest Toyota (T/R/F)	1:10.670	100.252	59	Contact	-23 laps--	0	0	21
23	17	32	Patrick Carpentier	Las Vegas, NV (CAN)	Player's/Indeck (F/R/F)	1:10.272	100.820	53	Contact	-29 laps--	0	0	26
24	10	11	Christian Fittipaldi	Key Biscayne, FL (BRZ)	Kmart/Toyota/Lola (T/L/F)	1:09.999	101.213	47	Mechanical	-35 laps--	0	0	24
25	2	8	Kenny Brack	Hilliard, OH (SWE)	Shell (F/L/F)	1:09.097	102.534	31	Mechanical	-51 laps--	0	11	9
26	20	66	Alex Zanardi	Monte Carlo, Monaco (ITA)	Pioneer (H/R/F)	1:10.675	100.245	27	Mechanical	-55 laps--	0	0	27
27	27	21	Luiz Garcia Jr.	Brasilia, Brazil (BRZ)	Embratel 21 Special (F/L/F)	1:16.483	92.632	18	Mechanical	-64 laps--	0	0	28
28	9	39	Michael Andretti	Nazareth, PA (USA)	Motorola Honda Reynard (H/R/F)	1:09.853	101.424	3	Mechanical	-79 laps--	0	12	8

Lap Leaders					Total Lead Laps		Race Information			Caution Flags			
Car	Driver	From	To	Total	Driver	Track Length:	1.968 Miles	From Lap	To Lap	Total Laps	Reason		
3	Helio Castroneves	1	82	82	Helio Castroneves	Laps:	82 ROAD	10	12	3	Contact/Spin Car 21		
						Time of Race:	1:52:17.779	29	31	3	Spin Car 5		
						Average Speed:	86.223 mph	54	62	9	Contact 18, Contact 17		
						Margin of Victory:	0.534 sec	75	77	3	Contact 5		



FedEx Championship Series Race No. 3

Toyota Grand Prix of Long Beach
Long Beach, California

Box Score Report

April 16, 2000

Fin Str	Car	Qual	Qual			Race	Tot.	Seas					
Pos	Pos	Num	Driver / Residence (Country)	Sponsor / Car	Time	Speed	Laps	Status	Lag	Pnts.	Pnts.	Rank	
1	17	26	Paul Tracy /Las Vegas, Nevada (CAN)	KOOL Honda RI F	68.839	102.918	82	RUNNING			20	34	1
2	9	3	Helio Castro-Neves /Miami, Florida (BRA)	Marlboro Team Penske Honda RI F Honda RI F	68.416	103.555	82	RUNNING	3.191	16	16	6	6
3	2	12	Jimmy Vasser /Las Vegas, Nevada (USA)	Target/Toyota Toyota LT F	67.703	104.645	82	RUNNING	3.298	14	26	2	2
4	11	33	Alexandre Tagliani (R)/Lachenaie, Quebec (CAN)	Player's/Indeck Ford Cos RI F	68.549	103.354	82	RUNNING	3.784	12	16	7	7
5	5	5	Bryan Herta /Valencia, California (USA)	Avex Honda Honda RI F	68.012	104.170	82	RUNNING	4.208	10	10	9	9
6	21	96	Oriol Servia (R)/Pals, Spain (ESP)	Telefonica Toyota-Reynard Toyota RI F	69.318	102.207	82	RUNNING	5.140	8	8	10	10
7	1	2	Gil de Ferran /Fort Lauderdale, Florida (BRA)	Marlboro Team Penske Honda RI F Honda RI F	67.494	104.969	82	RUNNING	5.549	8	18	5	5
8	20	18	Mark Blundell /Scottsdale, Arizona (ENG)	Motorola PacWest Mercedes-Benz Mercedes RI F	69.218	102.355	82	RUNNING	7.737	5	5	12	12
9	8	20	Roberto Moreno /Weston, Florida (BRA)	Visteon Patrick Racing Ford Cos RI F	68.317	103.705	82	RUNNING	9.925	4	20	4	4
10	16	17	Mauricio Gugelmin /Coral Gables, Florida (BRA)	Nextel PacWest Mercedes-Benz Mercedes RI F	68.821	102.945	81	RUNNING	-1 Lap	3	3	14	14
11	22	16	Michel Jourdain Jr. /Mexico City, Mexico (MEX)	Herdez Mercedes LT F	69.861	101.413	81	RUNNING	-1 Lap	2	2	16	16
12	25	25	Luiz Garcia jr. /Aventura, Florida (BRA)	Hollywood/Embratel/Tango/Banco Mercedes RI F	73.076	96.951	75	RUNNING	-7 Laps	1	1	18	18
13	23	19	Takuya Kurosawa (R)/Gotenba Shizuoka, Japan (J)	MTCI Ford Cos LT F	69.940	101.298	74	CONTACT	-8 Laps			21	21
14	14	6	Michael Andretti /Nazareth, Pennsylvania (USA)	Big Kmart/Texaco/Havoline Ford- Ford Cos LT F	68.604	103.271	73	FIRE	-9 Laps			22	22
15	18	10	Norberto Fontana (R)/Buenos Aires, Argentina (AR)	Della Penna VideoMatch Toyota/R Toyota RI F	68.948	102.756	65	CONTACT	-17 Laps			23	23
16	15	55	Tony Kanaan /Miami, Florida (BRA)	Hollywood/Mo Nunn Racing Mercedes RI F	68.679	103.158	53	CONTACT	-29 Laps		3	15	15
17	7	8	Kenny Brack (R)/Dublin, Ohio (SWE)	Shell Ford Cos RI F	68.291	103.744	53	CONTACT	-29 Laps			24	24
18	13	11	Christian Fittipaldi /Key Biscayne, Florida (BRA)	Big Kmart/Route 66 Ford-Cosworth Ford Cos LT F	68.591	103.291	48	FIRE	-34 Laps		6	11	11
19	3	1	Juan Montoya /Bogota, Colombia (COL)	Target/Toyota Toyota LT F	67.984	104.213	48	MECHANICAL	-34 Laps		1	20	20
20	6	7	Max Papis /Miami Beach, Florida (ITA)	Miller Lite Ford Cos RI F	68.086	104.057	39	CONTACT	-43 Laps		20	3	3
21	10	32	Memo Gidley /San Rafael, California (USA)	Player's/Indeck Ford Cos RI F	68.523	103.393	37	MECHANICAL	-45 Laps			27	27
22	24	34	Gualter Salles /Miami, Florida (BRA)	The Panasonic Car Ford Cos LT F	70.190	100.937	34	MECHANICAL	-48 Laps			25	25
23	19	27	Dario Franchitti /Pompano Beach, Florida (SCO)	KOOL Honda RI F	69.009	102.665	23	CONTACT	-59 Laps		2	17	17
24	4	40	Adrian Fernandez /Paradise Valley, Arizona (MEX)	Tecate/Quaker State/Patrick Rac Ford Cos RI F	68.007	104.178	10	CONTACT	-72 Laps			26	26
25	12	97	Cristiano da Matta /Miami, Florida (BRA)	Pioneer/MCI WorldCom Toyota-Rey Toyota RI F	68.566	103.328	* 10	MECHANICAL	-72 Laps		1	19	19
26		24	Tarso Marques /Curitiba, Brazil (BRA)	Panasonic TBA SW F	no time	no speed	0	WITHDRAWN				28	28

* Lap added for a finish in the pits

Lap Leaders			Total Lead Laps		Race Information		Caution Flags		
Car #	Driver	From	To	Total	Driver		From	To	Total Reason
2	Gil de Ferran	1	30	30	Gil de Ferran	30			
20	Roberto Moreno	31	33	3	Roberto Moreno	10			
32	Memo Gidley	34	34	1	Memo Gidley	1			
6	Michael Andretti	35	47	13	Michael Andretti	13			
20	Roberto Moreno	48	54	7	Takuya Kurosawa	7			
19	Takuya Kurosawa	55	61	7	Paul Tracy	21			
26	Paul Tracy	62	82	21					

Chassis Legend: RI=Reynard, SW=Swift, LT=Lola

Engine Legend: Ford Cos=Ford Cosworth, Honda=Honda Turbo V8, Mercedes=Mercedes-Benz, Toyota=Toyota

Tire Legend: F=Firestone

Generated: April 16, 2000 3:36:44PM
Printed: April 16, 2000 3:36:44PM

RBS



FedEx Championship Series Race No. 3

Toyota Grand Prix of Long Beach
Long Beach, California

Box Score Report

April 18, 1999

Fin Str	Car	Qual	Qual			Race	Tot.	Seas				
Pos	Num	Driver / Residence (Country)	Sponsor / Car	Time	Speed	Laps	Status	Lag	Pnts.	Pnts.	Rank	
1	5	4	Juan Montoya (R)/Bogota, Colombia (COL)	Target Honda Honda RI F	61.388	106.966	85	RUNNING		20	23	7
2	2	27	Dario Franchitti /Pompano Beach, Florida (SCO)	KOOL Honda RI F	61.133	107.412	85	RUNNING	2.805	16	30	5
3	3	8	Bryan Herta /Valencia, California (USA)	Shell Ford Cos RI F	61.280	107.154	85	RUNNING	7.003	14	15	2
4	6	40	Adrian Fernandez /Paradise Valley, Arizona (MEX)	Tecate/Quaker State/Patrick Rac Ford Cos SW F	61.574	106.642	85	RUNNING	8.610	12	33	2
5	11	11	Christian Fittipaldi /Key Biscayne, Florida (BRA)	Big Kmart Ford-Cosworth Swift Ford Cos SW F	61.845	106.175	85	RUNNING	8.831	10	28	6
6	7	5	Gil de Ferran /Fort Lauderdale, Florida (BRA)	Valvoline/Cummins Special Honda RI G	61.617	106.568	85	RUNNING	13.566	8	33	3
7	13	6	Michael Andretti /Allentown, Pennsylvania (USA)	Kmart/Texaco/Havoline Ford-Cosw Ford Cos SW F	61.996	105.917	85	RUNNING	15.594	6	32	4
8	8	99	Greg Moore /Maple Ridge, British Columbia (CAN)	Player's/Indeck Mercedes RI F	61.727	106.378	85	RUNNING	17.399	5	39	1
9	4	7	Max Papis /Miami Beach, Florida (ITA)	Miller Lite Ford Cos RI F	61.343	107.044	85	RUNNING	17.718	4	14	10
10	9	12	Jimmy Vasser /Las Vegas, Nevada (USA)	Target Honda Honda RI F	61.796	106.259	85	RUNNING	22.128	3	16	8
11	24	10	Richie Hearn /Henderson, Nevada (USA)	Budweiser Toyota SW F	63.049	104.148	85	RUNNING	23.521	2	5	16
12	15	20	PJ Jones /Scottsdale, Arizona (USA)	Visteon Patrick Racing Ford Cos SW F	62.082	105.770	84	RUNNING	-1 Lap	1	1	19
13	12	18	Mark Blundell /Scottsdale, Arizona (ENG)	Motorola PacWest Mercedes-Benz Mercedes RI F	61.954	105.988	84	RUNNING	-1 Lap		5	14
14	14	17	Mauricio Gugelmin /Coral Gables, Florida (BRA)	Hollywood PacWest Mercedes-Benz Mercedes RI F	62.033	105.853	84	RUNNING	-1 Lap		8	12
15	20	24	Scott Pruett /Granite Bay, California (USA)	Pioneer/MCI WorldCom Toyota Rey Toyota RI F	62.629	104.846	84	RUNNING	-1 Lap			23
16	21	22	Robby Gordon /Orange, California (USA)	Johns Manville/Panasonic/Menard Toyota RI F	62.671	104.776	84	RUNNING	-1 Lap		5	15
17	17	33	Patrick Carpentier /Indianapolis, Indiana (CAN)	Player's/Indeck Mercedes RI F	62.375	105.273	84	RUNNING	-1 Lap		6	13
18	23	19	Michel Jourdain Jr. /Mexico City, Mexico (MEX)	The Herdez/Viva Mexico! Car Ford Cos LT F	62.927	104.349	82	FUEL	-3 Laps			25
19	18	9	Helio Castro-Neves /Sao Paulo, Brazil (BRA)	Hogan Motor Leasing, Inc Mercedes LT F	62.390	105.248	76	RUNNING	-9 Laps		4	17
20	16	25	Cristiano da Matta (R)/Miami, Florida (BRA)	MCI WorldCom Toyota Reynard Toyota RI F	62.139	105.673	75	CONTACT	-10 Laps			20
21	10	26	Paul Tracy /Las Vegas, Nevada (CAN)	KOOL Honda RI F	61.842	106.180	48	SUSPENSION	-37 Laps		2	18
22	1	44	Tony Kanaan /Miami, Florida (BRA)	McDonald's Championship Racing Honda RI F	61.109	107.454	45	CONTACT	-40 Laps		2	10
23	22	36	Alex Barron /Menifee, California (USA)	AAR Denso/Castrol Toyota Eagle Toyota EA G	62.821	104.526	34	BRAKES	-51 Laps			22
24	27	71	Luiz Garcia Jr. (R)/Sao Paulo, Brazil (BRA)	The Tang car Ford Cos RI F	65.451	100.325	28	OFF COURSE	-57 Laps			26
25	19	2	Tarso Marques (R)/Curitiba, Brazil (BRA)	99 Marlboro Penske Mercedes Mercedes PC G	62.458	105.133	24	CONTACT	-61 Laps			21
26	26	16	Shigeaki Hattori (R)/Laguna Niguel, California (JPN)	EPSON Bettenhausen Motorsports Mercedes RI G	63.623	103.208	21	CONTACT	-64 Laps			27
27	25	34	Gualter Salles /Miami, Florida (BRA)	Payton Coyne Racing/Refrigicent Ford Cos LT F	63.356	103.643	17	WING	-68 Laps			28

Lap Leaders

Car #	Driver	From	To	Total	Driver		From	To	Total Reason
8	Bryan Herta	1	1	1	Bryan Herta	1			
44	Tony Kanaan	2	45	44	Tony Kanaan	44			
4	Juan Montoya	46	85	40	Juan Montoya	40			

Chassis Legend: PC=Penske, RI=Reynard, SW=Swift, LT=Lola, EA=Eagle

Engine Legend: Ford Cos=99 Ford Cosworth, Honda=Honda Turbo V8, Mercedes=Mercedes-Benz E3, Toyota=Toyota

Tire Legend: F=Firestone, G=Goodyear

(R) = Rookie

Generated: April 18, 1999 2:57:48PM
Printed: April 18, 1999 2:58:05PM



© 1999 OMEGA TIMING - All Rights Reserved.
<http://www.omegatiming.com>

RBS

Page 1 of 1

FedEx Championship Series Race No. 3
Toyota Grand Prix of Long Beach
Long Beach, California

Box Score Report
April 5, 1998

Fin Pos	Str Pos	Car Num	Driver / Residence (Country)	Sponsor/ Car	Qual Time	Qual Speed	Laps	Status	Lag	Race Pnts.	Tot. Pnts.	Seas Rank
1	11	1	Alex Zanardi / Monte Carlo, Monaco (ITA)	Target Reynard Honda RI Honda F	51.440	110.156	105	RUNNING		20	34	3
2	8	27	Dario Franchitti / Pompano Beach, Florida (SCO)	KOOL RI Honda F	51.366	110.314	105	RUNNING	2.917	16	25	4
3	1	8	Bryan Herta / New Albany, Ohio (USA)	Shell RI Ford Cos F	50.945 (M)	111.226	105	RUNNING	4.336	15	20	7
4	3	40	Adrian Fernandez / Paradise Valley, Arizona (MEX)	Tecate/Quaker State/Labatt RI Ford Cos F	51.057	110.982	105	RUNNING	5.885	12	41	1
5	13	21	Tony Kanaan (R)/ Sao Paulo, Brazil (BRA)	LCI Reynard Honda RI Honda F	51.466	110.100	105	RUNNING	15.905	10	18	8
6	14	99	Greg Moore / Maple Ridge, British Columbia (CAN)	Player's/Indeck RI Mercedes F	51.476	110.078	105	RUNNING	19.357	8	37	2
7	23	18	Mark Blundell / Scottsdale, Arizona (ENG)	Motorola PacWest Mercedes RI Mercedes F	52.196	108.560	105	RUNNING	21.158	6	10	14
8	20	12	Jimmy Vasser / Las Vegas, Nevada (USA)	Target Reynard Honda RI Honda F	51.786	109.420	105	RUNNING	24.602	5	11	12
9	15	16	Helio Castro-Neves (R)/ Sao Paulo, Brazil (BRA)	Alumax Aluminium RI Mercedes G	51.514	109.997	105	RUNNING	37.374	4	6	15
10	22	17	Mauricio Gugelmin / Fort Lauderdale, Florida (BRA)	Hollywood PacWest Mercedes RI Mercedes F	52.108	108.743	105	RUNNING	51.452	3	6	16
11	25	98	PJ Jones / Scottsdale, Arizona (USA)	Castrol-Degree-Toyota Reynard RI Toyota G	52.481	107.971	104	RUNNING	-1 Lap	2	2	19
12	7	20	Scott Pruett / Granite Bay, California (USA)	Visteon RI Ford Cos F	51.302	110.452	104	RUNNING	-1 Lap	1	11	11
13	4	34	Gualter Salles / Miami, Florida (BRA)	SmithKline Beecham RI Ford Cos F	51.076	110.941	104	RUNNING	-1 Lap		1	20
14	27	36	Alex Barron (R)/ Vista, California (USA)	Castrol-Degree-Toyota Reynard RI Toyota G	52.684	107.554	103	RUNNING	-2 Laps			23
15	21	77	Arnd Meier / Spartansburg, South Carolina (GER)	BAAN Business Software/Total Te Lola Ford Cos G	51.980	109.011	102	RUNNING				-3 Laps
16	28	15	Mimmo Schiattarella / Monte Carlo, Monaco (ITA)	Hawaiian Tropic RI Mercedes G	52.686	107.550	101	CONTACT	-4 Laps			28
17	2	7	Bobby Rahal / New Albany, Ohio (USA)	Miller Lite RI Ford Cos F	51.036	111.028	101	RUNNING	-4 Laps			29
18	16	9	J J Lehto (R) / Monte Carlo, Monaco (FIN)	Hogan Motor Leasing, Inc RI Mercedes F	51.577	109.863	99	RUNNING	-6 Laps			24
19	29	24	Hiro Matsushita / San Clemente, California (JPN)	Panasonic-Duskin-Reynard-Toyota RI Toyota F	53.989	104.955	98	RUNNING	-7 Laps			27
20	5	5	Gil de Ferran / Fort Lauderdale, Florida (BRA)	Valvoline/Cummins Special RI Honda G	51.092	110.906	94	TRANSMISSION	-11 Laps	1	21	6
21	6	6	Michael Andretti / Nazareth, Pennsylvania (USA)	Kmart/Texaco/Havoline SW Ford Cos G	51.293	110.471	55	CONTACT	-50 Laps		21	5
22	17	3	Andre Ribeiro / Sao Paulo, Brazil (BRA)	98 Marlboro Penske Mercedes PC Mercedes G	51.679	109.646	55	OIL LEAK	-50 Laps		4	17
23	19	10	Richie Hearn / Henderson, Nevada (USA)	Budweiser/Ralphs Swift Ford SW Ford Cos F	51.732	109.534	53	TRANSMISSION	-52 Laps			21
24	24	25	Max Papis / Rancho Santa Margarita, CA (ITA)	MCI Racing Reynard-Toyota RI Toyota F	52.452	108.030	37	CONTACT	-68 Laps			22
25	9	26	Paul Tracy / Parker, Arizona (CAN)	KOOL RI Honda F	51.391	110.261	19	CONTACT	-86 Laos		10	13
26	12	11	Christian Fittipaldi / Key Biscayne, Florida (BRA)	Kmart SW Ford Cos G	51.446	110.143	19	CONTACT	-86 Laos		12	10
27	18	19	Michel Jourdain Jr. / Mexico City, Mexico (MEX)	Herdez/Viva Mexico! RI Ford Cos F	51.728	109.542	14	CONTACT	-91 Laps			31
28	26	33	Patrick Carpentier / Indianapolis, Indiana (CAN)	Players/Indeck RI Mercedes F	52.562	107.804	8	CONTACT	-97 Laps		2	18
29	10	2	Al Unser Jr / Albuquerque, New Mexico (USA)	98 Marlboro Penske Mercedes PC Mercedes G	51.426	110.186	0	CONTACT			16	9

Lap Leaders

Total Lead Laps

Race Information

Caution Flags

Car	Driver	From	To	Total	Driver	From	To	Total	Reason
8	Bryan Herta	1	20	20	Bryan Herta	26			
9	J J Lehto	21	25	5	J J Lehto	5			
16	Helio Castro-Neves	26	39	14	Helio Castro-Neves	16			
5	Gil de Ferran	40	80	41	Gil de Ferran	51			
16	Helio Castro-Neves	81	82	2	Dario Franchitti	2			
5	Gil de Ferran	83	92	10	Adrian Fernandez	1			
8	Bryan Herta	93	93	1	Greg Moore	2			
27	Dario Franchitti	94	95	2	Alex Zanardi	2			
40	Adrian Fernandez	96	96	1					
99	Greg Moore	97	98	2					
8	Bryan Herta	99	103	5					
1	Alex Zanardi	104	105	2					

RSLBGP98.DOC

PPG CART World Series Race No. 3
Toyota Grand Prix of Long Beach
Long Beach, California
Provisional Box Score Report
April 13, 1997

Fin Pos	Str Pos	Car Num	Driver Residence (Country)	Sponsor / Car	Qual Time	Qual Speed	Laps	Status	Lag	Race Pnts.	Tot. Pnts.	Seas. Rank
1	2	4	Alex Zanardi / Monte Carlo, Monaco (ITA)	Target Reynard Honda R**I Honda F	51.665	110.512	105	RUNNING		21	41	2
2	3	17	Mauricio Gugelmin / Fort Lauderdale, Florida (BRA)	Hollywood R**I Mercedes F	51.745	110.341	105	RUNNING	3.820	16	24	5
3	4	20	Scott Pruett / Crystal Bay, Nevada (USA)	Brahma R**I Ford Cos F	51.795	110.235	105	RUNNING	15.459	14	44	1
4	15	2	Al Unser Jr. / Albuquerque, New Mexico (USA)	97 Marlboro Penske Mercedes PC Mercedes G	52.653	108.438	105	RUNNING20.528	12	12	9	
5	13	27	Parker Johnstone / Brush Prairie, Washington (USA)	KOOL R**I Honda F	52.186	109.409	105	RUNNING	20.901	10	15	8
6	7	8	Bryan Herta / New Albany, Ohio (USA)	Shell R971 Ford Cos G	52.016	109.766	105	RUNNING	24.089	8	11	11
7	11	3	Paul Tracy / Paradise Valley, Arizona (CAN)	97 Marlboro Penske Mercedes PC Mercedes G	52.067	109.659	105	RUNNING	25.242	6	23	6
8	12	40	Raul Boesel / Key Biscayne, Florida (BRA)	Brahma R**I Ford Cos F	52.070	109.652	105	RUNNING	26.194	5	11	12
9	10	1	Jimmy Vasser / Las Vegas, Nevada (USA)	Target Reynard Honda R**I Honda F	52.046	109.703	105	RUNNING	29.381	4	19	7
10	8	7	Bobby Rahal / New Albany, Ohio (USA)	Miller Lite R971 Ford Cos G	52.020	109.758	105	RUNNING	30.626	3	6	14
11	20	32	Adrian Fernandez / West Bloomfield, Michigan (MEX)	Tecate/Quaker State Lola-Honda LT Honda F	53.210	107.303	105	RUNNING	37.584	2	4	18
12	17	9	Dario Franchitti (R) / Blackburn, West Lothian (SCO)	Hogan Racing R971 Mercedes F	52.825	108.085	105	RUNNING	43.939	1	5	16
13	14	18	Mark Blundell / Scottsdale, Arizona (GBR)	Motorola R**I Mercedes F	52.609	108.529	104	RUNNING	-1 Lap		5	15
14	19	31	Andre Ribeiro / Sao Paulo, Brazil (BRA)	LCI/Marlboro Lola-Honda LT Honda F	52.980	107.769	104	RUNNING	-1 Lap		9	13
15	21	16	Patrick Carpentier (R) / Indianapolis, Indiana (CAN)	Alumax R971 Mercedes G	53.213	107.297	104	RUNNING	-1 Lap		4	17
16	24	98	PJ Jones / Rolling Hills, California (USA)	Castrol-Jockey R**I Toyota G	53.477	106.767	103	RUNNING	-2 Laps			22
17	22	19	Michel Jourdain Jr. / Mexico City, Mexico (MEX)	Herdez/Mexlub/Viva Mexico! LT Ford Cos F	53.281	107.160	102	ENGINE	-3 Laps			24
18	18	77	Gualter Salles (R) / Miami, Florida (BRA)	INDUSVAL R**I Ford Cos G	52.638	108.059	99	HANDLING	-6 Laps			21
19	25	34	Paul Jasper (R) / Lake Forest, Illinois (USA)	Hype LT Ford Cos F	53.478	106.765	99	RUNNING	-6 Laps			25
20	27	24	Hiro Matsushita / San Clemente, California (JPN)	Panasonic Duskin R**I Toyota F	56.167	101.654	96	RUNNING	-9 Laps			26
21	1	5	Gil De Ferran / Fort Lauderdale, Florida (BRA)	Valvoline/Cummins Special R**I Honda G	51.293	(M)111.313	93	SUSPENSION	-12 Laps	1	11	10
22	5	6	Michael Andretti / Nazareth, Pennsylvania (USA)	Kmart Texaco/Havoline SW Ford Cos G	51.834	110.152	70	HANDLING	-35 Laps		35	3
23	9	99	Greg Moore / Maple Ridge, British Columbia (CAN)	Player's/Indeck R**I Mercedes F	52.035	109.726	60	FUEL PUMP	-45 Laps28			4
24	6	11	Roberto Moreno / Brasilia, Brazil (BRA)	Data Control SW Ford Cos G	51.911	109.988	48	CONTACT	-57 Laps			29
25	26	25	Max Papis / Newport Beach, California (ITA)	MCI R**I Toyota F	54.336	105.080	39	ENGINE	-66 Laps20			
26	23	36	Juan Fangio II / Miami, Florida (ARG)	Castrol-Jockey R-1 Toyota G	53.458	106.805	27	ELECTRICAL	-78 Laps27			
27	16	21	Richie Hearn / Henderson, Nevada (USA)	Ralphs-Food 4 Less LT Ford Cos G	52.654	108.436	3	ENGINE	-102 Laps2		19	
		64	Dennis Vitto1 / Fort Lauderdale, Florida (USA)	SmithKline Beecham LT Ford Cos G			0	WITHDRAWN				

Lap Leaders

Total Lead Laps

Race Information

Caution Flags

Car #	Driver	From	To	Total	Driver	From	To	Total	Reason
5	Gil De Ferran	1	25	25	Gil De Ferran	26			
40	Raul Boesel	26	39	14	Raul Boesel	27			
4	Alex Zanardi	40	68	29	Alex Zanardi	41			
5	Gil De Ferran	69	69	1	Jimmy Vasser	11			
40	Raul Boesel	70	82	13					
1	Jimmy Vasser	83	93	11					
4	Alex Zanardi	94	105	12					

Chassis Legend: LT=Lola T9700, PC=97 Penske, R971=Reynard 971, R-1 Reynard, SW=Swift 007.I

(M) Marlboro Pole Award, (R) Rookie

Engine Legend Ford Cos=Ford Cosworth XD. Honda=Honda HHR, Mercedes=Mercedes Benz IC 108D. Toyota=Toyota

Tire Legend F=Firestone, G=Goodyear

RSLBGP97.DOC

PPG Indy Car World Series Race No. 4															PPG IndyCar World Series Race No. 3																			
Toyota Grand Prix of Long Beach															Toyota Grand Prix of Long Beach																			
Long Beach, California															Long Beach, CA																			
Provisional Box Score Report															Provisional Box Score Report																			
April 14, 1996															April 9, 1995																			
Laps: 105															Laps: 105																			
Track Length: 1.586 Miles															Track Length: 1.586 Miles*																			
Fin	Str	Car			Qual	Qual			Tot						Fin	Str	Car			Qual	Qual			Tot										
Pos	Pos	Num	Driver/Residence(Country)		Time	Speed	Laps	Status	Pts	Pts						Pos	Pos	Num	Driver/Residence		Time	Speed	Laps	Status	Pts	Pts								
1	3	12	JIMMY VASSER / SAN FRANCISCO, CA (USA)		Target	Reynard	Honda	R96i	Honda	(F)	52.365	109.034*	105	96.039 Mph*	20	67																		
2	6	49	PARKER JOHNSTONE / REDMOND, OR (USA)		Motorola	Reynard	Honda	R96i	Honda	(F)	52.651	108.442	105	3.447 Sec	16	16																		
3	9	2	AL UNSER JR / ALBUQUERQUE, NM (USA)		96	Marlboro	Penske	Mercedes	PC96	(G)	52.796	108.145	105	4.409 Sec	14	39																		
4	4	3	PAUL TRACY / PARADISE VALLEY, AZ (CAN)		96	Marlboro	Penske	Mercedes	PC96	(G)	52.521	108.711	105	5.000 Sec	12	14																		
5	1	8	GIL DE FERRAN / CARMEL, IN (BRZ)		Pennzoil	Special	R961	Honda	(G)	52.208(M)	109.363	105	32.073 Sec	12	33																			
6	13	32	ADRIAN FERNANDEZ / BLOOMFIELD, MI (MEX)		Tecate/Quaker	State	Lola	Honda	LT96	Honda	(F)	52.895	107.942	105	36.322 Sec	8	10																	
7	12	6	MICHAEL ANDRETTI / NAZARETH, PA (USA)		Kmart	Texaco	Havoline	Lola	LT96	Ford	Cos	(G)	52.871	107.991	104	Running	6	10																
8	18	34	ROBERTO MORENO / BRASILIA (BRZ)		The Data	Control/	Mi-Jack	Car	LT96	Ford	Cos	(F)	53.219	107.285	104	Running	5	10																
9	24	10	EDDIE LAWSON (R) / LAKE HAVASU, AZ (USA)		Delco	Electronics	LT96	Mercedes	(G)		54.091	105.555	104	Running	4	10																		
10	22	44	RICHIE HEARN (R) / CANYON COUNTRY, CA (USA)		Ralph's/Food	4 Less	R951	Ford	Cos	(G)	53.433	106.855	103	Running	3	3																		
11	5	20	SCOTT PRUETT / CRYSTAL BAY, NV (USA)		Firestone	Patrick	Racing	LT96	Ford	Cos	(G)	52.557	108.636	103	Running	2	44																	
12	17	28	BRYAN HERTA / VALENCIA, CA (USA)		Shell	R961	Mercedes	(G)		53.187	107.349	100	Running	1	4																			
13	7	5	BOBBY GORDON / ORANGE, CA (USA)		Valvoline/Cummins/Craftsman	R961	Ford	Cos	(G)	52.754	108.231	98	Running	0	14																			
14	21	18	BOBBY RAHAL / NEW ALBANY, OH (USA)		Miller	R961	Mercedes	(G)		53.362	106.997	98	Running	0	18																			
15	11	17	MAURICIO GUGELMIN / FT LAUDERDALE, FL (BRZ)		Hollywood	PacWest	Racing	R961	Ford	Cos	(G)	52.864	108.005	97	Running	0	12																	
16	16	1	PAUL BOESEL / KEY BISCAYNE, FL (BRZ)		Brahma	Sports	Car	R961	Ford	Cos	(G)	53.026	107.676	90	Running	0	6																	
17	28	64	DENNIS VITOLO / FT LAUDERDALE, FL (USA)		SmithKlein	Beecham	Pacesetter	R951	Ford	Cos	(G)		55.850	102.231	87	Electrical																		
0	0	0																																
18	19	21	TEO FABI / MONTE CARLO, MONACO		VISA/PacWest	Racing	Group	R961	Ford	Cos	(G)	53.221	107.281	86	Clutch	0	0																	
19	20	16	STEFAN JOHANSSON / INDIANAPOLIS, IN (SWE)		Alumax	Aluminum	R961	Mercedes	(G)		53.343	107.036	50	Engine	0	8																		
20	14	9	EMERSON FITTIPALDI / KEY BISCAYNE, FL (BRZ)		96	Marlboro	Hogan	Penske	Mereds	PC96	(G)	52.917	107.897	48	Contact	0	2																	
21	10	11	CHRISTIAN FITTIPALDI / MIAMI, FL (BRZ)		Kmart	Budweiser	Lola	LT96	Ford	Cos	(G)	52.807	108.122	47	Contact	0	28																	
22	8	99	GREG MOORE (R) / MAPLE RIDGE, BC (CAN)		Player's	Ltd./Indeck	R961	Mercedes	(F)		52.761	108.216	47	Contact	0	20																		
23	27	22	MICHEL JOURDAIN JR (R) / MEXICO CITY (MEX)		Herdez	LT96	Ford	Cos	(G)		55.808	102.308	46	Radiator	0	0																		
24	2	4	ALEX ZANARDI (R) / MONTE CARLO, MONACO (ITA)		Target	Reynard	Honda	R961	Honda	(F)	52.257	109.260	39	Contact	0	14																		
25	26	36	JUAN MANUEL FANGIO II / MIAMI, FL (ARG)		All American	Racers	AAR	MK-V	Toyota	(G)	54.549	104.669	29	Oil Leak	0	0																		
26	23	25	JEFF KROSNOFF (R) / LA CANADA, CA (USA)		Aciero-Wells	Racing	R961	Toyota	(F)		53.923	105.884	23	Engine	0	0																		
27	15	31	ANDRE RIBEIRO / SAO PAULO (BRZ)		LCI	International	Lola	Honda	LT96	Honda	(F)	52.951	107.828	4	Contact	0	25																	
28	25	19	HIRO MATSUSHITA / SAN CLEMENTE, CA (JPN)		Panasonic/Duskin	LT96	Ford	Cos	(F)		54.343	105.066	1	Electrical	0	3																		

(M)-Marlboro Pole Award (\$10,000), (R)=Rookie
Chassis Legend: EMKV=Eagle LT=Lola, PC=Penske, R**I=Reynard Engine Legend: Ford Cos= Ford Cosworth XB, Honda= Honda Indy V8, Mercedes= Mercedes-Benz IC108, Toyota -Toyota Indy
Tire Legend: F -Firestone, G -Goodyear

*1997 Track remeasured to 1.586 (previous:1.590) * All Speeds recalculated to match new M1P1 Leaders

Total Lead Laps					Total Laps					Time of Race 1 hour 44 min 2.383 sec					Yellow Flags				
Car #	Driver	From	To	Total	Gil De Ferran	100	Laps	Alex Zanardi	1	Lap	Average Speed	96.039 Mph	Margin of Victory	3.447 sec	From Lap	To Lap	Total	Reason	
8	Gil De Ferran	1	38	38	Alex Zanardi	39	39	1							39	44	6	Contact cars #4, #10	
4	Alex Zanardi	39	39	1	Jimmy Vasser	4	Laps								53	6	Contact cars #11, #99		
8	Gil De Ferran	40	101	62											71	74	4	Contact car #5	
12	Jimmy Vasser	102	105	4											Total Yellow Laps		16		

PPG IndyCar World Series Race No. 3
Toyota Grand Prix of Long Beach
Long; Beach, California
Provisional Box Score Report
April 18, 1993

Laps: 105			Track Length-- 1.586 Miles*									
Fin	Str	Car	Driver/Residence	Sponsor/Car	Qual Time	Qual Speed	Laps	Status	Pits	Tot		
Pos	Pos	Num										
1	2	12	PAUL TRACY / SCARBOROUGH, ONT. CANADA	Marlboro Penske PC93 Chevy V8/C	53.145	107.434*	105	92.855 Mph*	21	22		
2	11	1	BOBBY RAHAL / DUBLIN, OH	Miller Genuine Draft Special RH Chevy V8/C	53.770	106.185	105	92.673 Mph	16	24		
3	1	5	NIGEL MANSELL (R) / CLEARWATER, FL	Kmart/Texaco Havoline L93 Ford/Cos	52.903(M)	107.926	105	92.576 Mph	15	36		
4	7	8	TEO FABI / MILAN, ITALY	Pennzoi Special L93 Chevy V8/C	53.558	106.606	105	92.100 Mph	12	26		
5	18	40	ROBERTO GUERRERO / SJ CAPISTRANO, CA	Budweiser King L93 Chevy V8/C	54.494	104.775	104	Running	10	10		
6	23	19	ROBBIE BUHL / GROSSE PT., MI	The MI-JACK Car L92 Chevy V8/A	55.357	103.141	104	Running	8	8		
7	15	45	SCOTT PRUETT / CRYSTAL BAY, NV	Tobacco Free America L91 Chevy V8/A	54.079	105.579	103	Running	6	12		
8	12	7	DANNY SULLIVAN / ASPEN, CO	Molson L93 Chevy V8/C	53.923	105.884	103	Running	5	5		
9	10	99	EDDIE CHEEVER / ASPEN, CO	Say NO To Drugs PC92 Chevy V8/B	53.765	106.195	103	Running	4	10		
10	14	25	MARK SMITH (R) / MCMINNVILLE, OR	Craftsman PC92 Chevy V8/B	54.006	105.726	103	Running	3	7		
11	19	10	ARIE LUYENDYK / ROSMALEN, HOLLAND	Target-Scotch Video L93 Ford/Cos	54.524	104.717	103	Running	2	20		
12	9	9	PAUL BOESSEL / CURITIBA, BRAZIL	Duracell-Mobil 1 Charger L93 Ford/Cos	53.750	106.225	102	Electrical	1	22		
13	13	4	EMERSON FITTIPALDI / SAO PAULO, BRAZIL	Marlboro Penske PC93 Chevy V8/C	53.223	107.277	102	Running	0	17		
14	20	15	HIRO MATSUSHITA / SAN CLEMENTE, CA	Panasonic Special L93 Ford/Cos	54.530	104.706	102	Running	0	5		
15	26	39	ROSS BENTLEY / VANCOUVER, B.C., CANADA	AGFA-Rain-X L92 Chevy V8/A	55.822	102.282	101	Running	0	1		
16	4	2	SCOTT GOODYEAR / TORONTO, ONT. CANADA	Mackenzie Special L93 Ford/Cos	53.232	107.259	98	Contact	0	4		
17	27	90	LYN ST JAMES (R) / DAYTONA BEACH, FL	JCPenney - Nike L92 Ford Cos	57.618	99.094	98	Running	0	0		
18	6	6	MARIO ANDRETTI / NAZARETH, PA	Kmart/Texaco Havoline L93 Ford/Cos	53.376	106.969	94	Electrical	0	32		
19	24	20	BUDDY LAZIER / VAIL, CO	Viper-AppleBee's L91 Chevy V8/A	55.536	102.809	90	Running	0	0		
20	28	42	JEFF WOOD / WICHITA, KS	AGIP-Hawaiian Tropic-Rubaway L91 Cos DFS	57.799	98.784	88	Running	0	0		
21	8	3	AL UNSER JR / ALBUQUERQUE, NM	Valvoline L93 Chevy V8/C	53.744	106.237	53	Contact	0	12		
22	21	18	JIMMY VASSER / DISCOVERY BAY, CA	Kodaklux/STP L92 Chevy V8/A	54.565	104.638	36	Engine	0	14		
23	17	11	ADRIAN FERNANDEZ (R) / MEXICO CITY, MEXICO	Tecate Light - Amway De Mexico L93 Chevy V8/C	54.350	105.052	21	Engine	0	0		
24	16	22	SCOTT BRAYTON / COLDWATER, MI	Amway-Northwest Airlines L93 Ford/Cos	54.269	105.209	20	Transmission	0	0		
25	25	30	MARCO GREGO (R) / SAO PAULO, BRAZIL	Alfa-Laval-Team Losi L92 Chevy V8/A	55.774	102.370	19	Gearbox	0	2		
	5	16	STEFAN JOHANSSON / MONTE CARLO, MONACO	AMAX Energy + Metals PC93 Chevy V8/C	53.372	106.977	0	Did Not Start	-Contact	0		
22	50	16	DAVID KUDRAVE (R) / LA CANADA, CA	Andrea Moda-AGIP-Taumarin L92 Chevy V8/A	54.989	103.832	0	Did Not Start	0	5		
	14		ROBBY GORDON / ORANGE, CA	Copenhagen Racing L93 Ford/Cos				Disqualified	0	14		

M=Marlboro Pole Award (R) = Rookie Chassis Legend: LT=Lola, PC=Penske, R**=Reynard, Engine Legend: Ilmor V8 = Ilmor Indy V8, Cos DFS=Cosworth DFS, Ford/Cos =Ford Cosworth XB, Honda V8 =Honda Indy V8
 * 1997 Race time measured to 1.586 (previous:1.590) * All Speeds recalculated to match new length.
 Time of Race: 1 hour 40 min 53.582 ** New Track Record Average Speed:99.034 Mph Margin of Victory .39.107 sec Did Not Start Legend: Dng=Did Not Grid, Dnq=Did Not Qualify

		Lap Leaders				Total Leader Laps				Yellow Flags		
		#	Driver	From	To	Total	Nigel Mansell	24 Laps	From Lap	To Lap	Total	Reason
Time of Race	1:47:36.418	5	Nigel Mansell	1	4	4	Paul Tracy	81 Laps	0	3	3	Contact Car 16
Average Speed:	92.855 Mph	12	Paul Tracy	5	35	31			55	58	4	Contact Car 3
Margin of Victory	12.658 sec.	5	Nigel Mansell	36	42	7			72	76	5	Contact Car 99 and Car #14
		12	Paul Tracy	43	60	18						
		5	Nigel Mansell	61	73	13			Total Yellow Laps 12			
		2	Paul Tracy	74	105	32						

RSLBGP94.DOC

PROVISIONAL BOXSCORE
CART/PPG INDY CAR WORLD SERIES RACE #3
Toyota Grand Prix of Long Beach
Long Beach, CA
Sunday April 12, 1992

FIN POS	STR POS	CAR NUM	DRIVER/HOMETOWN	CAR	QUAL TIME	QUAL SPEED	LAPS	STATUS	AWARDS	PTS	TOT PTS
1	2	18	DANNY SULLIVAN/Aspen, CO	Molson-Kraco-STP G92 Chevy V8/A	53.903	105.924*	105	91.714 mph*	DH T	20	31
2	8	12	BOBBY RAHAL/Dublin, OH	Miller Genuine Draft L92 Chevy V8/A	54.512	104.740	105	91.706 mph	AC T	16	51
3	5	5	EMERSON FITTIPALDI/Sao Paulo, BRZ	Marlboro Penske 92 Chevy V8/B	54.126	105.487	105	91.690 mph	AC	14	48
4	4	3	AL UNSER Jr./Albuquerque, NM	Valvoline G92 Chevy V8/A	53.954	105.823	105	91.381 mph	AC	13	36
5	17	15	SCOTT GOODYEAR/Toronto, CAN	Mackenzie Financial L92 Chevy V8/A	56.050	101.866	104	RUNNING	DH	10	14
6	9	4	RICK MEARS/Jupiter, FL	Marlboro Penske 92 Chevy V8/B	54.615	104.542	103	RUNNING	AC	8	29
7	13	47	JIMMY VASSER(R)/Discovery Bay, CA	Kodakux-Stars & Stripes L91 Chevy V8/A	55.420	103.024	102	RUNNING	DH	6	6
8	19	19	ERIC BACHELART(R)/Brussels, BEL	Dale Coyne Racing L90 Cosworth DFS	56.435	101.171	102	RUNNING	DH	5	5
9	3	10	SCOTT PRUETT/Crystal Bay, NV	Budweiser Truesports 92C Chevy V8/A	53.935	105.861	102	RUNNING	DH	4	10
10	21	11	HIRO MATSUSHITA/San Clemente, CA	Panasonic-Sega L92 Chevy V8/A	57.579	99.161	100	RUNNING		3	3
11	18	24	BRIAN TILL (R) /Columbus, OH	RAL Group/Robco 91C Judd	56.096	101.783	92	ENGINE		2	2
12	23	21	BUDDY LAZIER/Vail, CO	Leader Cards Racing L90 Buick	58.601	97.432	80	OUT OF FUEL		1	1
13	14	26	ROBERTO GUERRERO/SJ Capistrano, CA	Quaker State King L91 Buick	55.648	102.602	69	ELECTRICAL		0	0
14	16	31	TED PRAPPAS/Los Angeles, CA	Say No To Drugs L91 Chevy V8/A	55.934	102.077	62	WATER HOSE		0	3
15	15	16	TONY BETTENHAUSEN/Indianapolis, IN	AMAX Energy & Metals PC91 Chevy V8/A	55.855	102.222	47	GEARBOX		0	2
16	1	1	MICHAEL ANDRETTI./Nazareth, PA	Kmart/Havoline L92 Ford/Cos	53.872	105.985	46	GEARBOX	AC M	1	6
17	11	22	SCOTT BRAYTON/Coldwater, MI	Amway-Northwest Air L92 Chevy V8/A	54.962	103.883	39	GEARBOX		0	4
18	12	14	GREGOR FOITEK(R)/Zurich, SWZ	Copenhagen Racing L92 Chevy V8/A	55.148	103.532	32	HEADER		0	0
19	22	50	JOVY MARCELO(R)/Quezon City, P.I.	Fendi-Marcelo L91 Cosworth DFS	57.996	98.448	31	GEARBOX		0	0
20	10	8	JOHN ANDRETTI/Indianapolis, IN	Pennzoil L92 Chevy V8/A	54.755	104.275	13	GEARBOX,		0	16
21	20	30	FABRIZIO BARBAZZA/Milan, ITA	Arciero Racing Teams L90 Buick	56.643	100.800	8	BRAKES		0	1
22	6	9	EDDIE CHEEVER/Aspen, CO	Target-Scorch Video L92 Ford/Cos	54.194	105.355	1	CONTACT #2,		0	21
23	7	2	MARIO ANDRETTI/Nazareth, PA	Kmart/Havoline L92 Ford/Cos	54.243	105.260	0	CONTACT T6		0	6
		39	ROSS BENTLY(R)/Port Coquitlam, BC	Dale Coyne Racing L90 Cosworth DFS	N/T	N/S	0	DID NOT START		0	2
		42	NICOLA MAROZZO(R)/Zumpano, ITA	Suntory Foods L91 Cosworth DFS	N/T	N/S	0	DID NOT START		0	0

CHASSIS LEGEND L=Lola; PC=Penske; C=Truesports; G=Galmer
(R) Rookie driver

M-Includes \$5,000 Marlboro Pole Award
AC-Includes AC-DELCO Contingency Award
DH-Includes SEARS DieHard Contingency Award
T-Includes STP Contingency Award

* 1997 Track remeasured to 1.586 (previous:1.590) * All Speeds recalculated to match new length.
TIME OF RACE: 1:48:56.715 CAUTION FLAGS: 2 for 13 laps
AVERAGE SPEED: 91.714 mph* Laps 1-7, Mario Andretti (02) contact turn 6
MARGIN OF VICTORY: 0.596 sec Laps 37-42, Marcelo (#50) stalled on course
CIRCUIT LENGTH: 1.586 miles*

LAP LEADERS: 4 lead changes, 3 drivers
Michael Andretti, 1-44 44 Laps
Al Unser Jr., 45-78 34 Laps
Danny Sullivan, 79-81 3 Laps
Al Unser Jr., 82-101 20 Laps
Danny Sullivan, 102-105 4 Laps
TOTAL LAPS LEAD:
Al Unser Jr. 54 Laps
Michael Andretti 44 Laps
Danny Sullivan 7 Laps

RSLBGP92.DOC

PROVISIONAL BOXSCORE
CART/PPG INDY CAR WORLD SERIES RACE :2
Toyota Grand Prix of Long Beach
Long Beach, CA
Sunday April 11, 1991

FIN POS	STR POS	CAR NUM	DRIVER/HOMETOWN	CAR	QUAL TIME	QUAL SPEED	LAPS	STATUS	PURSE	PTS	TOT PTS
1	2	1	AL UNSER Jr./Albuquerque, NM	Valvoline L91 Chevrolet	66.684	90.157	95	81.195 mph	\$136,398	ACT	21 22
2	5	18	BOBBY RAHAL/Dublin, OH	STP-Kraco L91 Chevrolet	67.193	89.474	95	81.150 mph	108,298	TDH	16 32
3	11	8	EDDIE CHEEVER/Aspen, CO	Target-Scotch L91 Chevrolet	68.190	88.165	94	RUNNING	81,198	AC	14 14
4	4	3	RICK MEARS/Bakersfield, CA	Marlboro Penske 91 Chevrolet	67.175	89.498	94	RUNNING	67,898	AC	12 26
5	13	9	ARIE LUYENDYK/Scottsdale, AZ	UNO Granatelli L91 Chevrolet	68.258	88.078	93	RUNNING	61,248	AC	10 14
6	9	31	TED PRAPPAS(R)/Los Angeles, CA	P.I.G.-Say No To Drugs L89 Judd	67.680	88.830	93	RUNNING	42,249	DH	8 8
7	6	15	SCOTT GOODYEAR/Toronto, CAN	Mackenzie Financial-UNO L91 Judd	67.417	89.176	92	RUNNING	47,698	AC	6 6
8	15	22	SCOTT BRAYTON/Coldwater, MI	Amway-Hoechst Celanese L91 Chevrolet	68.690	87.524	92	RUNNING	41,548	DH	5 13
9	12	86	JEFF ANDRETTI(R)/Nazareth, PA	Texaco Havoline Star L91 Cosworth	68.222	88.124	92	RUNNING	34,898		4 10
10	18	21	DIDIER THEYS/Nivelles, BEL	Leader Cards Racing L90 Cosworth	69.265	86.797	92	RUNNING	33,618		3 3
11	16	20	DANNY SULLIVAN/Aspen, CO	Miller Genuine Draft L91 Alfa	68.887	87.273	92	RUNNING	32,978		2 14
12	19	16	TONY BETTENHAUSEN/Indianapolis, IN	AMAX/Bettenhausen PC90 Chevrolet	69.591	86.390	92	RUNNING	31,698		1 4
13	22	7	HIRO MATSUSHITA/San Clemente, CA	Panasonic L90 Cosworth DFS	70.261	85.567	91	RUNNING	31,698		0 0
14	23	33	GUIDO DACCO/Milan, ITALY	Giochi Preziosi L88 Cosworth	70.718	85.014	89	RUNNING	17,800		0 0
15	21	19	RANDY LEWIS/Hillsborough, CA	AMP-Orbit L90 Cosworth	70.245	85.586	88	RUNNING	28,498		0 0
16	1	2	MICHAEL ANDRETTI/Nazareth, PA	Kmart/Havoline L91 Chevrolet	66.306	90.671	70	CONTACT #5	30,298	M	1 2
17	3	5	EMERSON FITTIPALDI/Sao Paulo, BRZ	Marlboro Penske 91 Chevrolet	66.869	89.907	70	CONTACT #2	23,698		0 0
18	10	4	JOHN ANDRETTI/Indianapolis, IN	Pennzoil Z-7 L91 Chevrolet	67.905	88.535	67	CONTACT	18,000		0 20
19	7	6	MARIO ANDRETTI/Nazareth, PA	Kmart/Havoline L91 Chevrolet	67.429	89.160	49	ELECTRICAL	23,698		0 0
20	20	14	BERNARD JOURDAIN/Mexico City, HEX	Copenhagen L90 Chevrolet	69.986	85.903	48	GEARBOX	23,698		0 0
21	25	12	MARK DISMORE(R)/Greenfield, IN	Doc's Hi Tech-Arciero C17 Buick	71.531	84.047	33	OFF COURSE	17,098		0 0
22	14	39	PAUL TRACY(R)/Scarborough, ONT	Dale Coyne Racing L89 Cosworth DFS	68.599	87.640	30	ENGINE	16,749		0 0
23	17	50	MIKE GROFF/Northridge, CA	Euromotorsports L91 Cosworth DFS	68.998	87.133	19	FIRE	22,098		0 5
24	8	11	SCOTT PRUETT/Roseville, CA	Budweiser Truesports TR91 Judd	67.487	89.084	14	SUSPENSION	22,098		0 10
25	26	44	BUDDY LAZIER/Vail, CO	Childhelo-IOF L89 Cosworth	72.224	83.241	8	ENGINE	6,400		0 0
26	24	90	DENNIS VITOLO(R)/ FT.Lauderdale, FL	Galeana's Automotive L89 Cosworth	71.051	84.615	5	ELECTRICAL	11,400		0 0

CHASSIS LEGEND: L=Lola; M=March; PC=Penske; TR=Truesports
(R) Rookie driver

M-Includes \$5,000 Marlboro Pole Award, AC-Includes AC-DELCO Contingency Award, T-Includes STP Contingency Award,
DH-Includes Sears DieHard Contingency Award

TIME OF RACE: 1:57:14.162 CAUTION FLAGS: 1 for 9 laps
AVERAGE SPEED: 81.195 mph Laps 69-77, John Andretti (#4) off course,
MARGIN OF VICTORY: 3.892 sec Michael Andretti (#2) and Fittipaldi (#5)
CIRCUIT LENGTH: 1.67 miles contact in pit lane during yellow flag

LAP LEADERS: 3 lead changes, 2 drivers
Michael Andretti, 1 Lap 1 Lap
Al Unser Jr., 2-36 35 Laps
Michael Andretti, 37 1 Lap
Al Unser Jr., 38-95 58 Laps
TOTALS:
Al Unser Jr. 93 Laps
Michael Andretti 2 Laps

RSLBGP91.DOC

OFFICIAL BOXSCORE
CART/PPG INDY CAR WORLD SERIES RACE #2
Toyota Grand Prix of Long Beach
Long Beach, CA
Sunday April 22, 1990

FIN	STR	CAR	POS	POS	NUM	DRIVER/HOMETOWN	CAR	QUAL TIME	QUAL SPEED	LAPS	STATUS	PURSE	PTS	TOT PTS
1	1	5	AL UNSER, Jr./Albuquerque, NM	Team Valvoline L90 Chevrolet	66.798	90.003	95	84.227 mph	\$143,908M	22	36			
2	2	1	EMERSON FITTIPALDI/Sao Paulo, BRZ	Marlboro Penske 90 Chevrolet	66.889	89.880	95	84.206 mph	108,808	16	26			
3	4	7	DANNY SULLIVAN/Louisville, KY	Marlboro Penske 90 Chevrolet	67.217	89.442	95	84.110 mph	82,208	14	22			
4	5	3	MICHAEL ANDRETTI/Nazareth, PA	Kmart/Havoline L90 Chevrolet	67.314	89.313	95	84.103 mph	62,804	12	12			
5	6	6	MARIO ANDRETTI/Nazareth, PA	Kmart/Havoline L90 Chevrolet	67.686	88.822	95	83.817 mph	62,008	10	22			
6	3	2	RICK MEARS/Bakersfield, CA	Pennzoil Z-7 Penske 90 Chevrolet	66.922	89.836	94	RUNNING	43,400T	8	30			
7	13	30	ARIE LUYENDYK/Rosmalen, HOL	Domino's Pizza L90 Chevrolet	68.930	87.219	91	RUNNING	48,708	6	10			
8	10	8	RAUL BOESEL/Curitiba, BRZ	Budweiser Truesports L89 Judd	68.478	87.795	93	RUNNING	42,308	5	5			
9	8	22	SCOTT BRAYTON/Coldwater, MI	Amway/Speedway L90 Cosworth DFS	68.318	88.000	93	RUNNING	35,908	4	4			
10	7	4	TEO FABI/Milan, ITA	Quaker State Porsche M89 Porsche	67.771	88.711	93	RUNNING	34,628	3	3			
11	14	9	DIDIER THEYS/Nivelles, BEL	Tuneup Masters L88 Buick	68.980	87.156	92	RUNNING	33,988	2	2			
12	9	18	BOBBY RAHAL/Dublin, OH	STP-Kraco L90 Chevrolet	68.464	87.813	92	RUNNING	32,708	1	17			
13	12	15	EDDIE CHEEVER/Monte Carlo, MONACO	Target PC18 Chevrolet	68.621	87.612	91	OUT OF FUEL	32,708	0	6			
14	19	20	ROBERTO GUERRERO/SJ Capistrano, CA	Miller Genuine Draft M90 Alfa	69.855	86.064	91	RUNNING	29,508	0	0			
15	20	86	DOMINIC DOBSON/Fairfax, CA	Texaco Havoline Star L90 Cosworth	69.892	86.018	91	RUNNING	23,654	0	0			
16	11	31	JON BEEKHUIS/Salinas, CA	P.I.G. Enterprises L88 Judd	68.505	87.760	91	RUNNING	14,600	0	0			
17	16	11	SCOTT GOODYEAR/ Toronto, CAN	Mackenzie Financial L89 Judd	69.314	86.736	89	RUNNING	13,000	0	3			
18	25	19	DEAN HALL/Olympic Valley, CA	Insight Coyne Racing L88 Cosworth	75.020	80.139	87	RUNNING	19,708	0	0			
19	21	10	HIRO MATSUSHITA/San Clemente, CA	Panasonic L89 Cosworth DFS	70.206	85.634	86	RUNNING	24,708	0	0			
20	15	25	WILLY T. RIBBS/San Jose, CA	Raynor Garage Doors L89 Judd	69.077	87.033	71	SUSPENSION	13,000	0	0			
21	17	41	JOHN ANDRETTI/ Indianapolis, IN	Quaker State Porsche M89 Porsche	69.419	86.605	43	RADIATOR	11,400	0	0			
22	23	12	RANDY LEVIS/Hillsborough, CA	AMP Arciero PC17 Buick	72.263	83.196	38	ENGINE	23,108	0	0			
23	24	16	GUIDO DACCO/Milan, ITA	Bettenhausen Associates L89 Cosworth	73.160	82.176	35	GEARBOX	28,962	0	1			
24	18	14	A.J. FOYT, Jr./ Houston, TX	Copenhagen L90 Chevrolet	69.641	86.328	15	TURBO	23,108	0	0			
25	22	24	STEVE BREN/Newport Beach, CA	Arciero Wines PC17 Cosworth	70.677	85.063	5	GEARBOX	11,400	0	0			

CHASSIS LEGEND: L=Lola; M=March; PC=Penske

M-Includes \$5,000 Marlboro Pole

T-Winner Texaco/Havoline Pit Stop Competition

TIME OF RACE: 1:53:00.937

MARGIN OF VICTORY: 1.724 sec

AVERAGE SPEED: 84.227 mph

35-38 4 Laps

CIRCUIT LENGTH: 1.67 miles

CAUTION FLAGS: 1 for 5 laps

Laps 66-70, Goodyear (#11), and Hall(#19)

Al Unser, Jr., 1-34

contact turn 9

Al Unser, Jr., 39-95

LAP LEADERS: 2 lead changes, 2 drivers

Mario Andretti, 34 Laps

57 Laps

RSLBGP90.DOC

PROVISIONAL BOX SCORE
CART/PPG INDY CAR WORLD SERIES RACE #2
Toyota Grand Prix of Long Beach
Long Beach, CA
Sunday April 16, 1989

FIN	STR	CAR	POS	POS	NUM	DRIVER/HOMETOWN	CAR	QUAL TIME	QUAL SPEED	LAPS	STATUS	PURSE	PTS	TOT PTS
1	1	2	AL UNSER, Jr./Albuquerque, NM	Team Valvoline Lola T8900 Stroh's CH	66.255	90.740	95	85.503 mph	\$117,660M	22	38			
2	2	6	MICHAEL ANDRETTI/Nazareth, PA	Kmart/Havoline Lola T8900 CH	67.369	89.240	95	85.345 mph	78,880	16	28			
3	6	20	EMERSON FITTIPALDI/Sao Paulo, BRZ	Marlboro Penske PC-17 CH	67.735	88.758	95	84.855 mph	64,500	14	24			
4	9	18	BOBBY RAHAL/Dublin, OH	Kraco Lola T8900 C	67.989	88.426	94	RUNNING	54,460	12	12			
5	7	4	RICK MEARS/Bakersfield, CA	Pennzoil Penske PC-18 CH	67.906	88.534	94	RUNNING	48,340	10	32			
6	14	30	RAUL BOESEL/Curitiba, BRZ	Domino's Pizza Lola T8900 J	69.505	86.497	93	RUNNING	42,720	8	8			
7	13	7	ARIE LUYENDYK/Rosmalen, HOL	Provimi Veal/Dutch Boy Lola T8900 C	69.135	86.960	93	RUNNING	37,600	6	6			
8	4	1	DANNY SULLIVAN/Louisville, KY	Miller High Life Penske PC-18 CH	67.684	88.825	93	RUNNING	32,480	5	19			
9	11	10	DEREK DALY/Dublin, IRE	Raynor Garage Door Lola T8900 J	68.801	87.382	92	RUNNING	27,360	4	5			
10	12	9	TOM SNEVA/Paradise Valley, AZ	SIP Granatelli March 86C B	68.829	87.347	90	RUNNING	26,336	3	3			
11	17	15	JAMES WEAVER/Wiltshire, ENG	Dyson Racing Lola T8800 C	70.050	85.824	90	RUNNING	18,824	2	2			
12	22	22	SCOTT BRAYTON/Coldwater, MI	Amway Lola T8900 C	70.493	85.285	90	RUNNING	24,800	1	1			
13	21	69	BERNARD JOURDAIN/Mexico City, MEX	Andale Racing Lola T8900 C	70.280	85.544	90	RUNNING	17,800	0	0			
14	24	59	STEVE SALEEN/Anaheim, CA	Sateen Auto Express March 88C C	71.285	84.338	89	RUNNING	15,240	0	0			
15	23	28	RANDY LEWIS/Hillsborough, CA	Toshiba/Oracle/TEAMKAR Lola T8900 C	70.978	84.702	88	RUNNING	15,240	0	0			
16	25	56	TERO PALMROTH/Tempe, FIN	Neste Oil-Rotator-Hanso March 88C C	71.678	83.875	88	RUNNING	14,680	0	0			
17	27	29	PANCHO CARTER/Brownsburg, IN	Hardee's/Leader Card Lola T8900 C	73.734	81.536	84	ENGINE FIRE	13,400	0	6			
18	5	5	MARIO ANDRETTI/Nazareth, PA	Kmart/Havoline Lola T8900 CH	67.703	88.800	83	CONTACT #2	18,400	0	5			
19	18	86	DOMINIC DOBSON/Fairfax, CA	Texaco Havoline Star Lola T8800 C	70.120	85.739	82	ENGINE	11,400	0	0			
20	19	65	JOHN JONES/Thunder Bay, ONT	Labatt/Protofab Lola T8900 C	70.206	85.634	82	RUNNING	11,400	0	0			
21	26	27	FULVIO BALLABIO/Monte Carlo, MON	Coyne Burago Lola T8800 C	72.239	83.224	72	RUNNING	5,120	0	0			
22	28	19	GUIDO DACCO/Milan, ITA	Coyne Racing Lola T8800 C	74.490	80.709	21	ACCIDENT	12,120	0	0			
23	20	12	DIDIER THEYS/Nivelles, BEL	Arciero MacPherson Penske PC-17 C	70.233	85.601	13	CLUTCH	17,120	0	0			
24	16	71	LUDWIG HEIMRATH, Jr./Spanaway, WA	Mackenzie Financial Lola T8900 J	69.909	85.998	11	CLUTCH	17,120	0	4			
25	15	14	A.J. FOYT, Jr./Houston, TX	Copenhagen/Gilmore Lola T8900 C	69.763	86.177	10	ACCIDENT	17,120	0	0			
26	10	11	KEVIN COGAN/Palos Verdes, CA	Schaefer/Playboy Fashion March 88C C	68.184	88.173	5	ELECTRICAL	20,620	0	3			
27	3	8	TEO FABI/Milan, ITA	Quaker State Porsche March 89 P	67.639	88.884	2	RADIATOR	13,620	0	8			
28	8	3	SCOTT PRUETT/Roseville, CA	Budweiser Truesports Lola T8900 J	67.973	88.447	0	DNS	17,120	0	2			

ENGINE LEGEND: C=Cosworth; CH=Chevrolet Indy V-8; J=Judd; P=Porsche; B=Buick

M-Includes \$5,000 Marlboro Pole Award

TIME OF RACE: 1:51:19.786

MARGIN OF VICTORY: 12.377 sec

AVERAGE SPEED: 85.503 mph

CIRCUIT LENGTH: 1.67 miles

Attendance 85,000

CAUTION FLAGS: No full course yellows

LAP LEADERS: 7 lead changes, 3 drivers

Al Unser, Jr., 1-35 35 Laps

Mario Andretti, 36 1 Lap

Michael Andretti, 37 1 Lap

Al Unser, Jr., 38-74 37 Laps

Mario Andretti, 75 1 Lap

Michael Andretti, 76-77 2 Laps

Mario Andretti, 78-83 6 Laps

Al Unser, Jr., 95 1 Lap

Toyota Grand Prix of Long Beach
Long Beach, CA
Sunday April 17, 1988

FIN	STR	CAR			QUAL	QUAL				TOT
POS	POS	NUM	DRIVER/HOMETOWN	CAR	TIME	SPEED	LAPS	STATUS	PURSE	PTS PIS
1	4	3	AL UNSER, Jr./Albuquerque, NM	Team Valvoline March 88C Stroh CH	67.064	89.646	95	83.655 mph	\$97,660	21 21
2	8	1	BOBBY RAHAL/Dublin, OH	Budweiser Truesports Lola T8800 J	68.330	87.985	94	RUNNING	74,180	16 16
3	18	11	KEVIN COGAN/Palos Verdes, CA	Schaefer/Playboy Fashion March 87C C	69.918	85.986	94	RUNNING	55,450	14 19
4	6	30	RAUL BOESEL/Curitiba, BRZ	Domino's Pizza March 88C C	67.363	89.248	93	RUNNING	45,710	12 22
5	14	10	DEREK DALY/Noblesville, IN	Raynor Garage Door Lola T8800 C	69.428	86.593	93	RUNNING	41,340	10 10
6	17	56	ROCKY MORAN/Arcadia, CA	Genesee Beer Wagon March 87C C	69.592	86.389	93	RUNNING	36,720	8 8
7	5	18	MICHAEL ANDRETTI/Nazareth, PA	Kraco March 88C	67.274	89.366	92	RUNNING	32,600	6 20
8	3	5	RICK MEARS/Bakersfield, CA	Pennzoil Z-7 Penske PC-17 CH	66.839	89.947	91	RUNNING	28,480	5 6
9	15	55	SCOTT ATCHTSON/Bakersfield, CA	Otter*Pops/Machinists March 86C C	69.460	86.553	90	RUNNING	24,360	4 5
10	9	7	ARIE LUYENDYK/Rosmalen,HOL	Provimi Veal Lola T8800 C	68.398	87.897	90	RUNNING	23,536	3 7
11	23	14	A.J. FOYT, Jr./Houston, TX	Copenhagen Gilmore Lola T8800 C	70.907	84.787	89	RUNNING	19,624	2 14
12	21	12	JOHN JONES/Thunder Bay, ONT	Arciero Labatt's March 88C C	70.492	85.286	85	ENGINE	22,300	1 1
13	1	9	DANNY SULLIVAN/Louisville, KY	Miller High Life Penske PC-17 CH	66.607	90.261	82	ENGINE	27,300M	1 1
14	11	71	LUDWIG HEIMRATH, Jr./Spanaway,WA	Mackenzie Financial Lola T8800 C	68.674	87.544	73	ENGINE	20,240	0 0
15	2	6	MARIO ANDRETTI/Nazareth, PA	Amoco/Kmart Lola T8800 CH	66.716	90.113	71	MECHANICAL	20,240	0 21
16	7	20	EMERSON FITTIPALDI/Sao Paulo, BRZ	Marlboro March 88C CH	67.862	88.592	63	FUEL LEAK	21,680	0 0
17	22	21	HOWDY HOLMES/Ann Arbor, MI	Jiffy Mix March 88C C	70.550	85.216	63	CONTACT T4	17,150	0 3
18	13	22	SCOTT PRUETT/Roseville, CA	Uniden/Soundesign Lola T8800 C	69.056	87.060	45	ENGINE	17,150	0 0
19	10	2	ROBERTO GUERRERO/Medellin, COL	STP/Dianetics Lola T8800 C 1	68.548	87.705	41	ENGINE	17,150	0 16
20	19	98	JOHN ANDRETTI/Brownsburg, IN	Skoal Bandit Lola T8800 C	70.044	85.832	35	ENGINE	17,150	0 0
21	16	24	RANDY LEWIS/Hillsborough, CA	Toshiba/Oracle/Altos Lola T8800 C	69.474	86.536	23	OIL PRESS	16,120	0 0
22	26	*27	DICK FERGUSON/Los Angeles, CA	Los Angeles Drywall March 87C C	73.987	81.258	19	OIL LEAK	4,120	0 0
23	20	91	SCOTT BRAYTON/Coldwater, MI	Amway/Lifecycle Lola T8800 J	70.048	85.827	16	SPUN	16,120	0 0
24	12	8	TEO FABI/Milan, ITA	Quaker-State Porsche March 88C P	68.950	87.194	4	ENGINE	9,120	0 6
25	24	23	FULVIO BALLABIO/Monte Carlo, MON	Burago/Uniden Lola T8700 C	71.346	84.265	3	FIRE	9,120	0 0
26	25	*19	DOMINIC DOBSON/San Anselmo, CA	Coyne March 86C Stock Block CH	71.454	84.138	2	GEAR BOX	11,120	0 0
DNS	DNS	16	TONY BETTENHAUSEN/Indianapolis,IN	Bettenhausen Associates Lola T8700 C	N/T	N/S	0	DNS	7,000	0 8

ENGINE LEGEND: C=Cosworth; CH=Chevrolet; J=Judd; P=Porsche
M=Includes \$5,000 Marlboro Pole Award
*-Added at promoter's option

TIME OF RACE: 1:53:47.34 CAUTION FLAGS: 1 for 5 laps
AVERAGE SPEED: 83.655 mph Laps 20-24, Brayton (#91) spun in turn 11
CIRCUIT LENGTH: 1.67 miles
MARGIN OF VICTORY: 1 LAP + 33.482sec

LAP LEADERS: 5 lead changes, 4 drivers
Al Unser, Jr., 1-19 19 Laps
Raul Boesel, 20-23 4 Laps
Danny Sullivan 24-25 2 Laps
Mario Andretti 26 1 Lap
Danny Sullivan, 27-41 15 Laps
Al Unser, Jr., 42-95 54 Laps

RSLBGP88.DOC

RESULTS 1987 TOYOTA GRAND PRIX OF LONG BEACH

EVENT: 1987 Toyota Grand Prix of Long Beach Sanctioned by: Championship Auto Racing Teams
DATE: April 4,5,6 Conducted by: Long Beach Grand Prix Association
CIRCUIT: Long Beach, Calif., 1.67 miles

Race Length:	95 laps, 158.65 miles	Fastest Qualifier:	Mario Andretti, 91.249 mph
Caution Flags:	No full course yellows	Winner's Avg. Speed:	85.33
Miles Per Hour:	85.330	Victory Margin:	1 lap & 29.35 sec.
Total Race Time:	1.51:33.036	Purse:	\$700,000

Pos.	No.	Driver	Car	Laps	Status	Qualifying Pos.
1	5	MARIO ANDRETTI	Hanna Auto Wash Lola T-8700CH	95	85.330 mph	1
2	30	AL UNSER JR	Domino's Pizza March 87C C	94	Running	6
3	33	TOM SNEVA	Skoal Bandit March 87C C	94	Running	10
4	18	MICHAEL ANDRETTI	Kraco/STP March 87C C	93	Running	5
5	55	JOSELE GARZA	Schaefer Machinists March 87C C	93	Running	11
6	44	CHIP ROBINSON	Carteret Savings March 86C C	92	Running	16
7	51	DIDIER THEYS	Newman Teamworks Lola T-8600 C	91	Running	17
8	24	RANDY LEWIS	Western Digital March 86C C	91	Running	19
9	8	RICK MEARS	Pennzoil Z-7/Penske PC-16 CH	90	Running	18
10	11	JEFF MacPHERSON	MacHoward Leasing March 87C H	89	Running	13
11	16	TONY BETTENHAUSEN	Bettenhausen Associates March 86C C	89	Running	24
12	4	ROBERTO GUERRERO	True Value/STP March 87C C	88	Eng. Fire	2
13	56	ROCKY MORAN	Genesee Beer Wagon March 86C C	86	Running	20
14	71	ARIE LUYENDYK	Living Well-Provimi Veal March 87C C	78	Running	12
15	23	LUDWIG HEIMRATH JR	MacKenzie Financial Lola T-8700 C	66	Gear Box	15
16	15	GEOFF BRABHAM	Team Valvoline Special March 87C H	63	Clutch	8
17	12	FABRIZIO BARBAZZA	Arciero Wines March 87C C	61	Mechanical	14
18	7	KEVIN COGAN	Marlboro March 87C CH	56	Engine	4
19	20	EMERSON FITTIPALDI	Marlboro March 87C CH	52	Wastegate	3
20	10	DENNIS FIRESTONE	Raynor Lola T-8700 C	39	Pit Fire	23
21	22	DICK SIMON	Soundesign Special Lola T-8700 C	30	Off Course	21
22	3	DANNY SULLIVAN	Miller American Penske PC-16 CH	28	Mechanical	9
23	21	JOHNNY RUTHERFORD	Vermont American March 87C C	25	Engine Fire	22
24	1	BOBBY RAHAL	Budweiser TrueSports Lola T-8700 C	5	Suspension	7
DNS	19	DALE COYNE	Coyne March 86C CH	0	DNS	DNS
DNS	59	MIKE NISH	Schaefer Machinists March 86C C	0	DNS	DNS

RSLBGP87.DOC

RESULTS 1986 TOYOTA GRAND PRIX OF LONG BEACH

EVENT: 1986 Toyota Grand Prix of Long Beach Sanctioned by: Championship Auto Racing Teams
DATE: April 11, 12 & 13 Conducted By: Long Beach Grand Prix Association
CIRCUIT: Long Beach, Calif. 1.67 miles

Race Length: 95 laps, 158.65 miles Fastest Qualifier: D. Sullivan Lap Leaders:
Winner's Avg. Speed: 80.965 Time: 66.565 1-2 Unser, Jr.
Victory Margin: .38 sec. Average Speed: 90.318 mph 3-32 Sullivan
Total Race Time: 1:57:34.18 33-55 Andretti, M
Caution Flags: 2 yellows 56-68 Unser, Jr.
69-71 Sneva
72-95 Andretti, M

Purse: \$700,000

Pos.	No.	Driver	Car	Laps	Status	Qualifying Pos.
1	18	MICHAEL ANDRETTI	Kraco-STP-Lean Machine March 86 C	95	RUNNING	7
2	30	AL UNSER JR.	Domino's Pizza Lola T8600 C	95	RUNNING	2
3	8	GEOFF BRABHAM	Valvoline Spirit Lola T8600 C	95	RUNNING	14
4	33	TOM SNEVA	Skoal Bandit March 86C C	94	RUNNING	15
5	5	MARIO ANDRETTI	Newman-Haas Lola T8600 C	94	RUNNING	3
6	9	ROBERTO MORENO	Five Star Marketing Lola T8600 C	93	ENGINE	6
7	59	JOSELE GARZA	Schaefer-Machinists March 85C C	93	RUNNING	19
8	71	JACQUES VILLENEUVE	Living Well-Spa*Erobics March 86C C	90	RUNNING	8
9	21	JOHNNY RUTHERFORD	Vermont American March 86C C	89	RUNNING	21
10	36	RANDY LEWIS	Raychem-Pace Elec Lola T8600 C	88	RUNNING	22
11	4	DANNY SULLIVAN	Miller American March 86C C	86	IGNITION	1
12	24	DOMINIC DOBSON	Leader Cards, Inc. March 85C C	84	OUT OF FUEL	20
13	12	RANDY LANIER	Arciero Racing March 86C C	75	RUNNING	17
14	98	JAN LAMMERS	Skoal Eagle GC86 C	71	REAR WING	16
15	61	ARIE LUYENDYK	Race for Life Lola T8600 C	61	ENGINE	11
16	20	EMERSON FITTIPALDI	Marlboro March 86C C	39	WASTE GATE	4
17	7	KEVIN COGAN	7-Eleven March 86C C	32	ENGINE	10
18	3	BOBBY RAHAL	Budweiser-Truesports March 86C C	27	REAR SUSPEN.	12
19	22	RAUL BOESEL	Coppertop-Duracell Lola T8600 C	24	ENGINE	5
20	1	RICK MEARS	Pennzoil Z-7 Special PC-15 Chev	22	OIL PRESSURE	9
21	16	RICK MIASKIEWICZ	R.C.V. Corp. March 85C C	14	OFF COURSE	23
22	66	ED PIMM	Skoal Longcut March 86C C	13	TURBO FIRE	18
23	19	DALE COYNE	Coyne DC-1 Chevrolet Stock Block	5	PIT FIRE	24
24	2	ROBERTO GUERRERO	True Value-Emerson March 86C C	0	ENGINE (DNS)	13

RSLBGP86.DOC

RESULTS 1985 TOYOTA GRAND OFF LONG BEACH

EVENT: 1985 Toyota Grand Prix of Long Beach Sanctioned by: Championship Auto Racing Teams
DATE: April 12, 13 & 14 Conducted by: Long Beach Grand Prix Association
CIRCUIT: Long Beach, Calif. 1.67 miles

Race Length: 90 laps, 150.3 miles Fastest Qualifier: Andretti 1:05.213, 92.190 mph Lap Leaders:
Caution Flags: No course-wide yellows Winner's Avg. Speed: 87.694 1-58 Andretti
Miles Per Hour: 87.694 Victory Margin: 60.13 sec. 59-78 Sullivan
Total Race Time: 1:42:50.07 Purse: \$660,000 79-90 Andretti

Pos.	No.	Driver	Car	Laps	Status	Qualifying Pos.
1	1	Mario Andretti	Newman/Haas Beatrice Lola T-900 C	90	Running	1
2	40	Emerson Fittipaldi	7-Eleven March 85C C	90	Running	5
3	4	Danny Sullivan	Miller High Life Special March 85C C	89	Out of Fuel	9
4	34	Jim Crawford	Wysard Racing Lola T-900 C	89	Running	10
5	5	Al Unser	Pennzoil Z-7 Special March 85C C	89	Running	12
6	7	Geoff Brabham	Coors Light Silver Bullet March 85C C	88	Running	4
7	76	Jacques Villeneuve	Canadian Tire March 85C C	88	Running	7
8	2	Tom Sneva	Skoal Bandit Eagle 85C	87	Running	14
9	30	Al Unser Jr.	Domino's Pizza "Hot One" Lola T-900 C	86	Fire	3
10	21	Johnny Rutherford	Vermont American March 85C C	86	Running	20
11	37	Scott Brayton	Dreisbach & Sons March 85C C	85	Running	23
12	98	Ed Pimm	Skoal Bandit Mint Eagle 85 C	85	Running	18
13	6#	Pancho Carter	Valvoline/Buick Hawk March 85C B	85	Running	26
14	33	Howdy Holmes	Forsythe Racing Lola T-900 C	84	Running	16
15	24	Rocky Moran	Justice Brothers Leader Card March 84C C	80	Running	27
16	12	Bill Whittington	Arciero/Mola Development Lola T-900 C	77	Running	17
17	61	Arie Luyendyk	Provimi Veal Lola T-900 C	61	Accident	15
18	20	Bruno Giacomelli	STP Oil Treatment March 85C C	60	Frt. Suspen.	6
19	99	Michael Andretti	Electrolux/Kraco March 85C C	48	Engine	11
20	22	Raul Boesel	Break Free March 85C C	45*	Oil Seal	24
21	71#	Michael Roe	Spa*Erobics Lola T-900 C	42	Overheating	28
22	36	Dennis Firestone	Pace Racing March 84C C	42	Fire	22
23	18	Kevin Cogan	Kraco/Wolff Systems March 85C C	26	Accident	19
24	57	Randy Lanier	Arciero/Southwest Paving Lola T-900 C	12	Spun	21
25	27#	Dick Ferguson	Kapsreiter Bier Lola T-800 C	4	Blown Engine	25
26	9	Roberto Guerrero	Master Mechanic/Emerson March 85C C	3	Rear Suspen.	8
27	3	Bobby Rahal	Budweiser/Truesports March 85C C	1	Accident	2
28	55	Josele Garza	Schaefer/Machinists Union March 85C C	0	Half shaft	13

Engine Legend: B=Buick; =Cosworth;
#--added to field under promoter's option
*--onali--d two laps

RSL 85.1

RESULTS 1984 TOYOTA GRAND PRIX OF LONG BEACH

EVENT: 1984 Toyota Grand Prix of Long Beach Sanctioned by Championship Auto Racing Teams
DATE: March 30, 31 and April 1 Conducted by Long Beach Grand Prix Association
CIRCUIT: Long Beach, Calif. 1.67 miles

Race Length: 112 laps, 187.04 miles Fastest Qualifier: Andretti 1:06.263 Lap Leaders:
Caution Flags: 1 for 1 lap Qualifying Avg. Speed: 90.729 1 - 112 Andretti
Miles Per Hour: 82.898 Victory Margin: 63.2 Seconds
Total Race Time: 2:15:23 Purse: \$550,000

Pos.	No.	Driver	Entrant/Car	Laps	Status	Qualifying Pos.
1	3	Mario Andretti	Budweiser Haas Lola/CW	112	Running	1
2	18	Geoff Brabham	Electrolux-Kraco Car Stereo March/CW	112	Running	8
3	4	Tom Sneva	Texaco Star March/CW	111	Running	15
4	78	Jim Crawford	United Breweries Int. Theodore/CW	111	Running	10
5	47	E. Fittipaldi	W.I.T. Racing Promotions March/CW	110	Running	12
6	76	J. Villeneuve	Canadian Tire March/CW	109	Running	11
7	17	Derek Daly	Provimi Veal March/CW	109	Running	2
8	11	Pete Halsmer	Arciero Racing Mola Dev. Penske/CP	107	Running	19
9	85	John Morton	Center Line Wheels Eagle/CH	106	Running	23
10	99	Michael Andretti	Kraco Car Stereo March/CW	105	Running	7
11	20	Gordon Johncock	STP Oil Treatment Wildcat/CW	104	Running	22
12	64	Ed Pimm	Jet Engineering March/CH	80	Half Sft	26
13	41	Howdy Holmes	Jiffy Mixes March/CW	71	Wrecked	17
14	5	Bobby Rahal	7-11 Red Roof Inns March/CW	70	Wrecked	13
15	21	Al Holbert	CRC Chemicals-Red Roof Inns March/CW	70	Engine	20
16	88	Michael Chandler	Dubonnet/Mike Curb Records Eagle/CH	58	Gearbox	6
17	7	Al Unser Jr.	Coors Light March/CW	54	Electric	4
18	33	Teo Fabi	Forsythe Skoal Bandit March/CW	51	Spun	3
19	22	Dick Simon	Break Free March/CW	50	Linkage	28
20	8	John Paul Jr.	Circle Bar Truck Corral VDS Penske/CW	35	Lst Whl	16
21	6	Rick Mears	Pennzoil Penske/CW	27	Fuel P/U	18
22	1	A Unser Sr.	Miller High Life March/CW	27	Oil Pres	24
23	55	Josele Garza	Schaefer Machinists Union Penske/CW	25	Electrical	25
24	30	Danny Sullivan	Domino's Pizza Hot One DSR-1/CW	22	Spun	14
25	40	Chip Canassi	Old Milwaukee Wildcat/CW	13	Trans	27
26	9	Roberto Guerrero	Master Mechanic March/CW	10	Engine	5
27	44	Bruno Giacomelli	Theodore Racing Theodore/CW	6	Engine	9
28	98	Kevin Cogan	Dubonnet Ligier/CW	3	Drvshft	21

RSLBGP84.DOC

RESULTS 1983 TOYOTA GRAND PRIX of LONG BEACH

EVENT: 1983 Toyota Grand Prix of Long Beach Sanctioned by Sports Car Club of America
DATE: March 25,26,27 Conducted by Long Beach Grand Prix Assoc.
CIRCUIT: Long Beach, Calif. 2.035 miles

Race Length: 75 laps, 152.625 miles Fastest Qualifier: Tambay 1:26.117 85.070 mph Lap Leaders:
Fastest Race Lap: Lauda 1:28.330 Winner's Avg. Speed: 80.625 1-24 Tambay
Miles Per Hour: 82.938 Victory Margin: 27.993 Sec. 25-43 Laffite
Total Race Time: 1:53:34.889 44-75 Watson

Pos.	No.	Driver	Entrant/Car	Laps	Qual. Pos.
1	7	J. Watson	Marlboro MP4/1C	75	22
2	8	N. Lauda	Marlboro MP4/1C	75	23
3	28	R. Arnoux	Ferrari 126/C2B	75	2
4	2	J. Laffite	Saudia Williams	74	4
5	29	M. Surer	Arrows A6	74	16
6	34	J. Cecotto	Theodore N 183	74	17
7	26	R. Boesel	Ligier JS21	73 Accident	26
8	4	D. Sullivan	Benetton Tyrrell	73	9
9	3	M. Alboreto	Benetton Tyrrell	73 Accident	7
10	6	R. Patrese	Brabham BT52	72 Broken Turbo	11
11	15	A. Prost	Renault ELF RE40	72 Engine problems	8
12	12	N. Mansell	JPS 92	72 Tires	13
13	16	E. Cheever	Renault ELF RE30C	67 Gearbox	15
14	30	A. Jones	Arrows A6	58 Steering	12
15	5	N. Piquet	Brabham BT52	51 Faulty Throttle	20
16	22	A. De Cesaris	Alfa Romeo 183T	48 Broken Gearbox	19
17	11	E. De Angelis	JPS 93T	29 Handling	5
18	33	R. Guerrero	Theodore N 183	27 Broken Gearbox	18
19	25	J. Jarier	Ligier JS21	26 Accident	10
20	36	B. Giacomelli	Toleman TG 1838	26 Electrical	14
21	23	M. Baldi	Alfa Romeo 183T	26 Accident	21
22	27	P. Tambay	Ferrari 126/C2B	25 Accident	1
23	1	K. Rosberg	Saudia Williams	25 Accident	3
24	17	E. Salazar	March Ram 01	25 Broken Gear	25
25	35	D. Warwick	Toleman TG 183B	11 Accident	6
26	9	M. Winkelhock	ATS-BMW D06	3 Accident	24

RESULTS 1982 TOYOTA GRAND PRIX OF LONG BEACH

EVENT: 1982 Toyota Grand Prix of Long Beach Sanctioned by Sports Car club of America
DATE: April 2,3,4 Conducted by Long Beach Grand Prix Association
CIRCUIT: Long Beach, Calif. 2.129 Miles

Race Length: 75.5 Laps, 160.740 miles Fastest Qualifier: De Cesaris Lap Leaders: 1-14 - de Cesaris
Fastest Race Lap: Lauda 1:30.831 1:27.31 87.802 mph 15-75 - Lauda
Miles Per Hour: 84.398 mph Winner's Avg. Speed: 81.457 mph
Total Race Time: 1:58:25.318 Victory Margin: 14.66 seconds

Pos.	No.	Driver	Entrant/Car	Laps	Qual.	Pos.
1	8	Niki Lauda	Marlboro McLaren MP4B/4	75		2
2	6	Keke Rosberg	TAG Williams FW07D/15	75		8
DQ	27	Gilles Villeneuve	SpA Ferrari 126C2/057	75		7
3	2	Riccardo Patrese	Parmalat Brabham BT49C/15	75		18
4	3	Michele Alboreto	Imola Tyrrell 011/4	75		12
5	11	Elio de Angelis	John Player Lotus 91/6	74		16
6	7	John Watson	Marlboro McLaren MP4B/5	74		11
7	12	Nigel Mansell	John Player Lotus 91/7	73		17
8	17	Jochen Mass	Aries Grand Prix March 821/08	73		21
9	18	Raul Boesel	Aries Grand Prix March 821/09	70		23
10	4	Slim Borgudd	Imola Tyrrell 011/3	68		24
11	25	Eddie Cheever	Equipe Talbot-Gitanes Ligier JS17/04	59		13
12	22	Andrea De Cesaris	Autodelta Alfa Romeo 182/2	33	Crash	1
13	29	Brian Henton	Ragno Arrows A4/1	32	Crash	20
14	14	Roberto Guerrero	Ensign N181/1	27	Crash	19
15	26	Jacques Laffite	Equipe Talbot-Gitanes Ligier JS17/05	26	Stalled	15
16	31	Jean-Pierre Jarier	Osella Automobili FALC/03	26	Transmission	10
17	1	Nelson Piquet	Parmalat Brabham BT49D/16	25	Crash	6
18	33	Derek Daly	Theodore TY-02/1	22	Crash	22
19	5	Mario Andretti	TAF Williams FW07D/16	19	Accident damage	14
20	15	Alain Prost	Renault-Elf RE30B/7	10	Brakes	4
21	28	Didier Pironi	SpA Ferrari 126C2/056	6	Crash	9
22	16	Rene Arnoux	Renault-Elf RE30B/7	5	Accident	3
23	23	Bruno Giacomelli	Autodelta Alfa Romeo 182/1	5	Accident	5
24	10	Eliseo Salazar	ATS Wheels D06/02	3	Crash	26
25	9	Manfred Winkelhock	ATS Wheels D06/01	1	Accident	25

DQ - Gilles Villeneuve disqualified for having used an irregular wing.
DNQ - Teo Fabi (Toleman) Riccardo Paletti (Osella), Chico Serra (Fittipaldi), Mauro Baldi (Arrows)
DNPQ - Derek Warwick (Toleman)

RESULTS 1981 TOYOTA GRAND PRIX OF LONG BEACH

EVENT: 1981 Toyota Grand Prix of Long Beach Event Sanctioned by Sports Car Club of America
DATE: March 13, 14, 15 Event Conducted by Long Beach Grand Prix Assn.
CIRCUIT: Long Beach, California 2.02 Miles

Race Length: 80.5 laps, Approx. 162.530 miles		Fastest Qualifier: Patrese		Lap Leaders:	
Fastest Race Lap: Jones 1:20.901		1:19.339 91.563 mph		1-24 Patrese	
Miles Per Hour: 89.863 mph		Winner's Avg. Speed 88.120 mph		25-31 Reutemann	
Total Race Time: 1:50:41.33		Victory Margin: 9.19 seconds		32-80 Jones	
Pos.	No.	Driver	Sponsor/car	Laps	Qual. Pos.
1	1	Alan Jones	Albilad Williams/FW07B	80	2
2	2	Carlos Reutemann	Albilad Williams/FW07B	80	3
3	5	Nelson Piquet	Parmalat/Brabham BT49C	80	4
4	22	Mario Andretti	Marlboro/Alfa Romeo 179C	80	6
5	3	Eddie Cheever	Tyrrell/010	80	8
6	33	Patrick Tambay	Theodore/TY 01	79	17
7	21	Chico Serra	Fittipaldi/F8C	78	18
8	16	Rene Arnoux	Equipe Renault Elf/RE 20	77	20
9	14	Marc Surer	Ensign/N 180B	70	19
10	28	Didier Pironi	Scuderia Ferrari SpA SEFAC/126CX	67	11
11	25	Jean-Pierre Jarier	Equipe Talbot Gitanes/Ligier JS17	64	10
12	6	Hector Rebaque	Parmalat /Brabham BT 49C	49	15
13	26	Jacques Laffite	Equipe Talbot Gitanes/Ligier JS17	41	12
14	23	Bruno Giacomelli	Marlboro/Alfa Romeo/179C	41	9
15	20	Keke Rosberg	Fittipaldi, F8-C	41	16
16	9	Jan Lammers	Team, ATS/D4	41	21
17	29	Riccardo Patrese	Penthouse-Ragno Arrows A3	33	1
18	32	Beppe Gabbiani	Denim Osella/ FA 1B	26	24
19	12	Nigel Mansell	Essex Lotus / 81	25	7
20	27	Gilles Villeneuve	Scuderia Ferrari SpA SEFAC/126 CX	17	5
21	7	John Watson	Marlboro McLaren/M29F	16	23
22	11	Elio de Angelis	Essex Lotus/81	13	13
15		Alain Prost	Equipe Renault Elf/RE 20	0	14
8		Andrea de Cesaris	Marlboro McLaren/M29F	0	22

RSLBGP81.DOC

RESULTS 1980 LONG BEACH GRAND PRIX

EVENT: 1980 Toyota Grand Prix of Long Beach Event Sanctioned by Sports Car Club of America
DATE: March 28, 29 and 30 Event Conducted by Long Beach Grand Prix Association
CIRCUIT: Long Beach, California 2.02 Miles in Length

Race Length: 80.5 laps, 162.530 Miles Fastest Qualifier: Piquet Victory Margin: 49.280 seconds
Fastest Race Lap: Piquet, 1:19.830 1:17.69, 93.578 mph (record) Lap Leaders: 1-80.5 Piquet
Miles Per Hour: 91.696 Winner's Average 88.421
Total Race Time: 1:50:18.550 Outright Lap Record: Piquet 1:17.694. (93.598 mph)
Set: March 29, 1980 Brabham BT49

Pos.	Number	Driver	Sponsor/Car	Laps	Driver Points	Qualifying Position
1	5	Nelson Piquet	Parmalat/Brabham BT49	80	9	1
2	29	Ricardo Patrese	Warsteiner/Penthouse/Arrows A-3	80	6	8
3	20	Emerson Fittipaldi	Skol/Fittipaldi F-7	80	4	24
4	7	John Watson	Marlboro/McLaren M29-B	79	3	21
5	1	Jody Scheckter	Ferrari/Ferrari 312-T5	79	2	16
6	25	Didier Pironi	Ligier Gitanes/JS-11-A	79	1	9
7	30	Jochen Mass	Warsteiner/Penthouse/Arrows A-3	79		17
8	4	Derek Daly	Candy/Tyrrell 010	79		14
9	16	Rene Arnoux	Elf/Renault	78		2
10	15	Jean-Pierre Jabouille	Elf/Renault	71		11
11	21	Keke Rosberg	Skol/Fittipaldi F-7	58*Engine		22
12	14	Clay Regazzoni	Ensign/Unipart/Ensign N-180	50*Accident		23
13	23	Bruno Giacomelli	Marlboro/Alfa Romeo 179	49*Accident		6
14	27	Alan Jones	Saudia/Leyland/Williams FW07	47*Accident		5
15	2	Gilles Villeneuve	Ferrari/Ferrari 312-T5	46*Drive Shaft		10
16	22	Patrick Depailler	Marlboro/Alfa Romeo 179	40*Rear Suspension		3
17	26	Jacques Laffite	Ligier Gitanes/JS-110A	36*Flat Tire		13
18	31	Eddie Cheever	Denim/Osella FA-1	11*Broken Half Shaft		19
19	28	Carlos Reutemann	Saudia/Leyland/Williams FW07	3*Accident		7
20	3	Jean-Pierre Jarier	Candy/Tyrrell 010	3*Accident		12
21	12	Elio de Angelis	Essex Petroleum/Lotus 81	3*Accident		20
22	11	Mario Andretti	Essex Petroleum/Lotus 81	.5*Accident		15
23	6	Ricardo Zunino	Parmalat/Brabham BT49	0*Accident		18
24	9	Jan Lammers	ATS/ATS D-4	0*Clutch		4

RESULTS 1979 LONG BEACH GRAND PRIX

EVENT: 1979 Lubri Lon Long Beach Grand Prix Event Sanctioned by ACCUS
DATE: April 8, 1979 Event Conducted by Long Beach Grand Prix Association
CIRCUIT: Long Beach, CA; 2.02 Miles in Length

Race Length: 80.5 laps, 162.530 Miles Fastest Qualifier: Villeneuve, Victory Margin: 29.380
Fastest Race Lap: Villeneuve 1:21.200 1:18.825, 92.255 mph Lap Leaders: Laps 1-80.5 Villeneuve
Miles Per Hour: 89.560 Winner's Average Speed: 89.557
Total Race Time: 1:50:25.400 Outright Lap Record: Gilles Villeneuve 1:18.825 (92.255 mph)
Set: April 7, 1979 Formula One Qualifying Ferrari 312 T4

Pos.	Number	Driver	Sponsor/Car	Laps	Driver Points	Qualifying Position
1	12	Gilles Villeneuve	Ferrari/Ferrari 312 T4	80	9	1
2	11	Jody Scheckter	Ferrari/Ferrari 312 T4	80	6	3
3	27	Alan Jones	Albilad-Saudia/Williams FW06	80	4	10
4	1	Mario Andretti	Martini/Lotus 79	80	3	6
5	25	Patrick Depailler	Ligier Gitanes/Ligier JS11	80	2	4
6	4	Jean Pierre Jarier	Team Tyrrell/Tyrrell 009	79	1	7
7	18	Elio De Angelis	Shadow Racing/Shadow DN9/B	78		20
8	6	Nelson Piquet	Parmalat/Brabham/Alfa	78		12
9	30	Jochen Mass	Warsteiner/Arrows Al-B	78		13
10	3	Didier Pironi	Team Tyrrell/Tyrrell 009	73*Disqualified, push start		17
11	31	Hector Rebaque	Rebaque/Lotus 79	71*Accident		23
12	22	Derek Daly	Team Ensign/N 79	68*Accident		24
13	7	John Watson	Lowenbrau/McLaren M28	62*Engine Failure		18
14	9	Hans Stuck	ATS Wheels/ATS D1/003	49*Disqualified, push start		21
15	28	Clay Regazzoni	Albilad-Saudia/Williams FW06	48*Valve Trail		15
16	17	Jon Lammers	Samson/Shadow DN9/B	47*Accident		14
17	29	Ricardo Patrese	Warsteiner/Arrows Al-B	40*Brake Master Cylinder		9
18	2	Carlos Reutemann	Martini/Lotus 79	21*Drive Shaft		2
19	14	Emerson Fittipaldi	Fittipaldi Automotive/Copersucar	19*Drive Shaft		16
20	24	Arturo Merzario	Team Merzario/Merzario A/2	13*Fire in Engine		22
21	26	Jacques Laffite	Gitanes/Ligier JS 11	8*Mechanical		5
22	5	Niki Lauda	Parmalat/Brabham/Alfa	0*Accident		11
23	8	Patrick Tambay	Lowenbrau/McLaren M28	0*Accident		19
24	20	James Hunt	Olympus/Cameras Wolf WR7	0*Mechanical		8

*Did not complete 90%, of laps completed by Leader

~\$LBC79.F??

RESULTS 1978 LONG BEACH GRAND PRIX

EVENT: 1978 Lubri Lon Long Beach Grand Prix Event Sanctioned by Sports Car Club of America
DATE: April 8, 1979 Event Conducted by Long Beach Grand Prix Association
CIRCUIT: Long Beach, California 2.019 Miles in Length

Race Length: 80.5 laps, 162.530 Miles Fastest Qualifier: Reutemann, Victory Margin: 11.301 Seconds
Fastest Race Lap: Jones, 1:22.215 1:20.636, 90.183 mph Lap Leaders: Laps 1-38 Villeneuve
Miles Per Hour: 88.432 Winner's Average Speed: 87.096 Laps 39-80 Reutemann
Total Race Time: 1:52.01.301 Outright Lap Record: Tony Brise 1:19.905 (91.008 mph)
Set: September 28, 1975 Formula 5000 Race Theodore Racing Lola

Pos.	Num	Driver	Sponsor/Car	Laps	Driver Points	Qualifying Position
1	11	Carlos Reutemann	Ferrari T2	80	9	1
2	5	Mario Andretti	John Player/Lotus Mk 111	80	6	4
3	4	Patrick Depailler	1st Nat. City/Elf Tyrrell 008	80	4	12
4	6	Ronnie Peterson	John Player/Lotus Mk IV	80	3	6
5	26	Jacques Laffite	Gitanes/Ligier Matra JS7	80	2	14
6	35	Ricardo Patrese	Ambrosio-Warsteiner/Arrows	79	1	9
7	27	Alan Jones	Saudi/Williams FW06	79		8
8	14	Emerson Fittipaldi	Copersucar/Fittipaldi	79		15
9	36	Rolf Stommelen	Ambrosio-Warsteiner/Arrows	79		18
10	17	Clay Regazzoni	Villiger Tabatip/Shadow DN8	79		20
11	10	Jean Pierre Jarier	Sony-ATS/Ford-ATS-1	75		19
12	8	Patrick Tambay	Marlboro-Texaco McLaren M26	74		11
13	20	Jody Scheckter	Wolf/Ford	59*DNF	Front Wing Damage	10
14	19	Vittorio Brambilla	Beta Surtees TS 19	50*DNF	Engine Failure	17
15	15	Jean-Pierre Jabouille	Renault Turbo ELF RS01	43*DNF	Turbo Fire	13
16	12	Gilles Villeneuve	Ferrari T3	38*DNF	Accident Turn 10	2
17	1	Niki Lauda	Parmalat/Brabham Alfa Romeo BT-46	27*DNF	Electrical	3
18	3	Didier Pironi	1st Nat. City/Elf Tyrrell 008	27*DNF	Gear Box	22
19	37	Arturo Merzario	Marlboro/Merzario	17*DNF	Left Front Suspension	21
20	9	Jochen Mass	Sony-ATS/Ford-ATS-1	11*DNF	Oil Line-Brakes	16
21	2	John Watson	Parmalat/Brabham Alfa Romeo BT-46	9*DNF	Mechanical	5
22	7	James Hunt	Marlboro-Texaco McLaren M26		Accident	7

*DNF Did not complete 90% of laps completed by Leader

RESULTS 1977--LONG BEACH GRAND PRIX

Event: Long Beach Grand Prix Guaranteed Minimum Purse: \$300,000.00
Date: April 3, 1977 Event Sanctioned By: Sports Car Club of America
Circuit: Long Beach, California 2.02 Miles in Length Event Conducted By: Long Beach Grand Prix Association

Race Length: 80 Laps, 161.6 Miles Fastest Qualifier: Niki Lauda Victory Margin: .773 Seconds
Fastest Race Lap: Lauda, 1:22.753 1:21.650, 89.085 MPH Lap Leaders: Car #20 Laps # 1-76
87.879 MPH Winner's Average Speed: 86.889 MPH Car # 5 Laps #77-80
Total Race Time: 1:51:35.470 Weather: Clear and Sunny

Pos.	Car No.	Driver	Sponsor/Car	Laps Comp.	Driver Points	Qualifying Position
1	5	Mario Andretti	John Player Lotus	80	9	2
2	11	Niki Lauda	Ferrari	80	6	1
3	20	Jody Scheckter	Wolf/Ford	80	4	3
4	4	Patrick Depailler	1st Nat'l City Travelers Checks/ Elf Tyrrell (6 wheel)	80	3	12
5	28	Emerson Fittipaldi	Copersucar Fittipaldi	80	2	7
6	34	Jean-Pierre Jarier	ATS Penske	79	1	9
7	1	James Hunt	Marlboro McLaren	79		8
8	6	Gunnar Nilsson	John Player Lotus	79		16
9	26	Jacques Laffite	Ligier-Matra Gitanes	78	NR/Master Switch	5
10	10	Brain Henton	Rothmans International	77		18
11	18	Hans Binder	Durex-Surtees	77		19
	3	Ronnie Peterson	1st Nat'l City Travelers Checks/ Elf Tyrrell (6 wheel)	62*NR/Fuel Line		10
	22	Clay Regazzoni	Tissot Ensign	57*NR/No 2nd Gear		13
	8	Hans Stuck	Martini/Brabham Alfa	53*NR		17
	17	Alan Jones	Ambrosio Shadow	40*NR/Gear Box		14
	2	Jochen Mass	Marlboro McLaren	39*NR/Vibration		15
	7	John Watson	Martini/Brabham Alfa	33*NR/Excl. From Comp.		6
	16	Renzo Zorzi	Ambrosio Shadow	27*NR/Gear Box		20
	9	Alex Ribeiro	Hollywood March	15*NR/Eng., Gear Box		22
	12	Carlos Reutemann	Ferrari	5*NR/Handling		4
	30	Brett Lunger	Chesterfield March	4*NR/Accident		21
	19	Vittorio Brambilla	Beta Surtees	0*NR/Accident		11

* DNF- Did Not Complete 90% of Laps Completed by Leader NR - Not Running at Finish

RESULTS 1976 LONG BEACH GRAND PRIX

Event: Long Beach Grand Prix
Date: March 28, 1976
Circuit: Long Beach, CA 2.001 miles
Race Length: 80 laps, 160.080 Miles
Weather: Clear & Sunny

Total race time: 1:53:18.471
Fastest race lap: Clay Regazzoni 1:23.076, 86.706 mph L61
Fastest qualifier: Regazzoni, 1:23.099
Winner's Avg. speed: 85.57 mph
Victory margin: 42.414 sec.

Pos.	Car No.	Driver/Hometown	Sponsor/Car	Laps Comp	Qualifying Position
1	2	Clay Regazzoni/Switzerland	SPA Ferrari Sefac	80	1
2	1	Niki Lauda/Austria	SPA Ferrari Sefac	80	4
3	4	Patrick Depailler/France	ELF Team Tyrrell	80	2
4	26	Jacques Laffite/France	Equipe Ligier Gitanes	80	12
5	12	Jochen Mass/Germany	Marlboro Team Texaco	80	14
6	30	Emerson Fittipaldi/Brazil	Copersucar Fittipaldi	79	16
7	17	Jean-Pierre Jarier/France	Shadow Racing Team	79	7
8	22	Chris Amon/New Zealand	Norris Team Ensign	78	17
9	8	Carlos Pace/Brazil	Martini Racing	77	13
10	10	Ronnie Peterson/Sweden	March Engineering	77	6
11	19	Alan Jones/England	Team Surtees	70	19
12	28	John Watson/Ireland	First National Penske	69	9
13	3	Jody Scheckter/South Africa	Elf Team Tyrrell	34 Suspension	11
14	16	Tom Pryce/Wales	Shadow Racing Team	32 Drive-shaft	5
15	27	Mario Andretti/USA	Vels Parnelli Jones Racing	15 Water leak	15
16	11	James Hunt/England	Marlboro Team Texaco	3 Accident(Depailler)	3
17	34	Hans Stuck/Germany	Theodore Racing-March	2 Accident(Fittipaldi)	18
18	6	Gunnar Nilsson/Sweden	John Player Team Lotus	0 Suspension	20
19	7	Carlos Reutemann/Argentina	Martini Racing	0 Accident(Brambilla)	10
20	9	Vittorio Brambilla/Italy	Beta Team March	0 Accident(Reutemann)	8

RSLBGP76.DOC

RESULTS 1975 LONG BEACH GRAND PRIX

Event: Formula 5000
Date: Sept. 28, 1975
Circuit: Long Beach, CA 2.02 miles
Attendance: 46,500 paid

Time of Race: 1 hr. 10 min. 12.042, sec.
Winner's Avg. Speed: 86.325 mph
Victory Margin: 29.946 sec.
Fastest Lap: Tony Brise, 1:19.905 - 91.008 mph lap 12

Fastest Qualifier: Mario Andretti 89.450mph

Pos.	Car.No.	Driver	Sponsor/Car	Laps Comp.	Reason out
1	1	Brian Redman	Boraxo Lola T332	50	
2	48	Vern Schuppan	Jorgensen Eagle	50	
3	94	Eppie Wietzes	Formula Racing Lola T400M	50	
4	2	Chris Amon	Norris Industries Talon	49	
5	10	David Hobbs	Hogan Racing Lola T332	49	
6	4	Warwick Brown	Norris Industries Talon	49	
7	24	Evan Noyes Jr.	Eagle Creek Aviation Lola T332	48	
8	19	Bob Earl	T.P. Racing Lola T330	48	
9	46	John Morton	Krinitt Racing Lola T400	48	
10	30	Skeeteter McKitterick	AME Aero Racing Chevron B24/28	46	
11	12	Benny Scott	Viceroy Lola T332	40	
12	64	Tony Brise	Theodore Racing Lola T332	34	Drive Shaft
13	5	Mario Andretti	Viceroy/Hilton Lola T332	33	Transmission
14	50	Dr. John Kron	Pyott-Boone West Lola T330	33	Battery
15	3	Jody Scheckter	Hogan Racing Lola T332	29	Half Shaft
16	91	Jon Woodner	Interscope Talon MRLA	27	Accident
17	33	E. Forbes-Robinson	Evel Knievel Lola T332	27	Cam
18	13	Ron Dykes	Justice Brothers Lola	27	Suspension
19	28	Randy Lewis	Wrangler Lola T332	20	Broken Rod
20	51	Al Unser	Viceroy/Hilton Lola T332	17	Suspension
21	00	Tom Pryce	UOP Shadow DN6	14	Gear Box
22	75	Bob Nagel	Thermo King T332	14	Mechanical
23	55	Bill Baker	Barbara Baker Lola T332	14	Blackflag
24	20	Gordon Johncock	Sinmast Lola T332	11	Broken Rod
25	39	John Gunn	Racing Consultants Lola T332	9	Overheating
26	9	John Cannon	J.G. Lane March	6	Half Shaft
27	6	Graham McRae	Armor All Lola T332	1	Accident
28	45	George Follmer	Kendall GT-1 Lancer LSR-1	0	Broken Wheel

RS GP75.DOC



STATS

Acura Grand Prix of Long Beach Podium Finishes, 1975-2023

Year	Winner (Laps Led) (Car), Sponsor, Engine, Chassis	Second (Laps Led) (Car), Sponsor, Engine, Chassis	Third (Laps Led) (Car), Sponsor, Engine, Chassis	Time (Margin)	Laps (Circuit Length)
2023	Kyle Kirkwood (53) (#27) Autonation Andretti Honda DW12	Romain Grosjean (#28) DHL Andretti Honda DW12	Marcus Ericsson (#8) Huski Chip Ganassi Racing Honda DW12	1:43:17.375 (0.991 sec.)	85 (1.968 mi.)
2022	Josef Newgarden (32) (#2) Hitachi Team Penske Chev DW12	Romain Grosjean (#28) DHL Andretti Honda DW12	Alex Palou (22) (#10) NTT Data Chip Ganassi Racing Honda DW12	1:46:48.010 (1.287 sec.)	85 (1.968 mi.)
2021	Colton Herta (43) (#26) Andretti Autosport Honda DW12	Josef Newgarden (18) (#2) Hitachi Team Penske Chev DW12	Scott Dixon (1) (#9) PNCBank Chip Ganassi Racing Honda DW12	1:49:10.376 (0.588)	85 (1.968.)
2019	Alexander Rossi (80) (#27) NAPA Honda DW12	Josef Newgarden (2) (#2) Hitachi Team Penske Chev DW12	Scott Dixon (#9) PNCBank Chip Ganassi Racing Honda DW12	1:41:35.560 (20.236)	85 (1.968)
2018	Alexander Rossi (71)* (#27) NAPA Honda DW12	Will Power (6) (#12) Verizon Team Penske Chev DW12	Ed Jones (#10) NTT Data Chip Ganassi Honda DW12	1:53:15.243 (1.241 sec.)	85 (1.968)
2017	James Hinchcliffe (25) (#5) Arrow SPM Honda DW12	Sebastien Bourdais (#18) Trench Shoring Honda DW12	Josef Newgarden (#2) Verizon Team Penske Chev DW12	1:50:28.982 (1.494)	85 (1.968)
2016	Simon Pagenaud (28) (#22) PPG Penske Chev DW12	Scott Dixon (2) (#9) Target Chip Ganassi Chev DW12	Helio Castroneves (47)* (#3) Auto Club Penske Chev DW12	1:33:54.484 (0.303)	80 (1.968)
2015	Scott Dixon (44) (#9) Target Chip Ganassi Chev DW12	Helio Castroneves (31)* (#3) Auto Club Penske Chev DW12	Juan Pablo Montoya (#2) Verizon Team Penske Chev DW12	1:37:35.235 (2.222)	80 (1.968)
2014	Mike Conway (3) (#20) Fuzzy's Vodka/ECR Chev DW12	Will Power (#12) Verizon Team Penske Chev DW12	Carlos Munoz (#34) Cinsay Andretti TV Honda DW12	1:54:41.642 (0.901)	80 (1.968)
2013	Takuma Sato (50) (#14) ABC Supply Honda DW12	Graham Rahal (#15) Midas/Big O Tires Honda DW12	Justin Wilson (#19) Dale Coyne Racing Honda DW12	1:50:08.716 (5.361)	80 (1.968)
2012	Will Power (15) (#12) Verizon Team Penske Chev DW12	Simon Pagenaud (26) (#77) Schmidt Hamilton HP Honda DW12	James Hinchcliffe (#27) Team GoDaddy.com Chev DW12	1:54:01.608 (0.8675)	85 (1.968)
2011	Mike Conway (14) (#27) Window World Cares Honda Dal	Ryan Briscoe (35) (#6) Penske Truck Rentals Honda Dal	Dario Franchitti (#10) Target Chip Ganassi Honda Dal	1:53:11.100 (6.320)	85 (1.968)
2010	Ryan Hunter-Reay (64) (#37) Team IZOD Honda Dal	Justin Wilson (#22) Team Z-Line Designs Honda Dal	Will Power (19)* (#12) Verizon Team Penske Honda Dal	1:47:12.540 (5.605)	85 (1.968)
2009	Dario Franchitti (51) (#10) Target Chip Ganassi Honda Dal	Will Power (16)* (#12) Team Verizon Wiireless Honda Dal	Tony Kanaan (7) (#11) Team 7-Eleven Honda Dal	1:58:47.466 (3.318)	85 (1.968)
2008	Will Power (81) (#8) Team Australia Cos DP01	Franck Montagny (#7) Indeck-Forsythe Cos DP01	Mario Dominguez (#96) Pac. Coast Motorsports Cos DP01	1:45:25.415 (5.094)	83 (1.968.)
2007	Sebastien Bourdais (58)* (#1) McDonald's Cos DP01	Oriol Servia (7) (#3) Indeck-Forsythe Cos DP01	Will Power (#5) Aussie Vineyards Cos DP01	1:40:43.975 (2.614)	78 (1.968)
2006	Sebastien Bourdais (70)* (#1) McDonald's Ford Cos LT	Justin Wilson (#9) CDW Ford Cos LT	Alex Tagliani (#15) Aussie Vineyards Ford Cos LT	1:40:07.670 (14.096)	74 (1.968)
2005	Sebastien Bourdais (37) (#1) McDonald's Ford Cos LT	Paul Tracy (23)* (#3) Indeck-Forsythe Ford Cos LT	Bruno Junqueira (8) (#2) PacifiCare Ford Cos LT	1:46:29.768 (4.138)	81 (1.968)
2004	Paul Tracy (78) (#1) Indeck-Forsythe Ford Cos LT	Bruno Junqueira (1)* (#6) PacifiCare Ford Cos LT	Sebastien Bourdais (#2) McDonald's Ford Cos LT	1:44:12.348 (5.681)	81 (1.968)
2003	Paul Tracy (33) (#3) Player's Indeck Ford Cos LT	Adrian Fernandez (#51) Tecate Quaker State Ford Cos LT	Bruno Junqueira (#1) PacifiCare Ford Cos LT	1:56:01.792 (4.544)	90 (1.968)
2002	Michael Andretti (43) (#39) Motorola Honda RI	Jimmy Vasser (14)* (#8) Shell Ford Cos LT	Max Papis (#22) Rockwell Ford Cos LT	2:02:14.542 (0.466)	90 (1.968)
2001	Helio Castroneves (82)* (#3) Marlboro Team Penske Honda RI	Cristiano da Matta (#6) Newman/Haas Toyota LT	Gil de Ferran (#1) Marlboro Team Penske Honda RI	1:52:17.779 (0.534)	82 (1.968)
2000	Paul Tracy (21) (#26) KOOL Honda RI	Helio Castroneves (#3) Marlboro Team Penske Honda RI	Jimmy Vasser (#12) Target/Ganassi Toyota LT	1:57:11.132 (3.191)	82 (1.968)
1999	Juan Pablo Montoya (40) (#4) Target/Ganassi Honda RI	Dario Franchitti (#27) KOOL Honda RI	Bryan Herta (1) (#8) Shell Ford Cos RI	1:45:48.688 (2.805)	85 (1.824)
1998	Alex Zanardi (2) (#1) Target/Ganassi Honda RI	Dario Franchitti (2) (#27) KOOL Honda RI	Bryan Herta (26)* (#8) Shell Ford Cos RI	1:51:29.113 (2.197)	105 (1.574)
1997	Alex Zanardi (41) (#4) Target/Ganassi Honda RI	Mauricio Gugelmin (#17) Hollywood Mercedes RI	Scott Pruett (#20) Brahma Ford Cos RI	1:46:17.792 (3.820)	105 (1.586)

Acura Grand Prix of Long Beach Podium Finishes, 1975-2023 cont.

Year	Winner (Laps Led) (Car), Sponsor, Engine, Chassis	Second (Laps Led) (Car), Sponsor, Engine, Chassis	Third (Laps Led) (Car), Sponsor, Engine, Chassis	Time (Margin)	Laps (Circuit Length)
1996	Jimmy Vasser (4) (#12) Target/Ganassi Honda R96I	Parker Johnstone (#49) Motorola Reynard Honda R96I	Al Unser Jr. (#2) Marlboro Penske Mercedes PC	1:44:02.363 (3.447)	105 (1.586)
1995	Al Unser Jr. (74) (#1) Marlboro Penske Mercedes PC95 (#20) Patrick Racing Ford Cos LT95	Scott Pruett	Teo Fabi (13) (#33) Combustion/Indeck Ford Cos R951	1:49:32.667 (23.125)	105 (1.586)
1994	Al Unser Jr. (61) (#31) Marlboro Penske 94 Ilmor V8	Nigel Mansell (#1) Kmart Texaco Havoline Ford Cos LT94	Robby Gordon (2) (#9) Valvoline/Cummins Ford Cos LT94	1:40:53.582 (39.107)	105 (1.586)
1993	Paul Tracy (81) (#12) Marlboro Penske Chevy V8 PC93 (#1) Miller Genuine Draft Chevy V8 RH	Bobby Rahal	Nigel Mansell (24)* (R) (#5) Kmart/Texaco Havoline Ford Cos L93	1:47:36.418 (12.658)	105 (1.586)
1992	Danny Sullivan (7) (#18) Molson-Kraco-STP Chevy V8 G92 (#12) Miller Genuine Draft Chevy V8 L92 (#5) Marlboro Penske 92 Chevy V8	Bobby Rahal	Emerson Fittipaldi	1:48:56.715 (0.596)	105 (1.586)
1991	Al Unser Jr. (93) (#1) Team Valvoline Chevrolet L91	Bobby Rahal (#18) STP-Kraco Chevrolet L91	Eddie Cheever (#8) Target-Scotch Chevrolet L91	1:57:14.162 (3.892)	95 (1.67)
1990	Al Unser Jr. (91)* (#5) Team Valvoline Chevrolet L90	Emerson Fittipaldi (#1) Marlboro Penske Chevrolet 90	Danny Sullivan (#7) Marlboro Penske Chevrolet 90	1:53:00.937 (1.724)	95 (1.67)
1989	Al Unser Jr. (84)* (#2) Team Valvoline Chevrolet LT8900 (#6) Kmart/Havoline Chevrolet LT8900	Michael Andretti (3)	Emerson Fittipaldi (#20) Marlboro Penske Chevrolet PC-17	1:51:19.786 (12.377)	95 (1.67)
1988	Al Unser Jr. (73) (#3) Team Valvoline Chevrolet March 88C (#1) Budweiser Truesports Judd Lola	Bobby Rahal	Kevin Cogan (#11) Schaefer/Playboy Cos March 87C (1 lap + 33.482)	1:53:47.340 (1.67)	95 (1.67)
1987	Mario Andretti (95)* (#5) Hanna Auto Wash Chevrolet LT8700 (#30) Domino's Pizza Cos March 87C (#33) Skoal Bandit Cos March 87C (1 + 29.350)	Al Unser Jr.	Tom Sneva	1:51:33.036 (1.67)	95 (1.67)
1986	Michael Andretti (47) (#18) Kraco-STP-Lean Machine Cos M86 (#30) Domino's Pizza Cos Lola T8600	Al Unser Jr. (15)	Geoff Brabham (#8) Valvoline Spirit Cos Lola T8600	1:57:34.180 (0.380)	95 (1.67)
1985	Mario Andretti (70)* (#1) Newman/Haas Beatrice Cos Lola T900 (#40) 7-Eleven Cos March 85C	Emerson Fittipaldi	Danny Sullivan (20) (#4) Miller High Life Cos March 85C	1:42:50.070 (60.130)	90 (1.67)
1984	Mario Andretti (112)* (#3) Budweiser Haas Cos Lola	Geoff Brabham (#18) Electrolux-Kraco Cos March	Tom Sneva (#4) Texaco Star Cos March	2:15:23 (63.2)	112 (1.67)
1983	John Watson (32) (#7) Marlboro MP4/1C	Niki Lauda (#8) Marlboro MP4/1C	Rene Arnoux (#28) Ferrari 126/C2B	1:53:34.889 (27.993)	75 (2.035)
1982	Niki Lauda (61) (#8) Marlboro McLaren MP4B/4	Keke Rosberg (#6) TAG Williams FW07D/15	Ricardo Patrese ^ (#2) Pamalat/Brabham BT49C/15	1:58:25.318 (14.66)	75 (2.129)
1981	Alan Jones (49) (#1) Albilad Williams/FW07B	Carlos Reutemann (7) (#2) Albilad Williams/FW07B	Nelson Piquet (#5) Parmalat/Brabham BT49C	1:50:41.330 (9.190)	80 (2.02)
1980	Nelson Piquet (80)* (#5) Parmalat/Brabham BT49	Ricardo Patrese (#29) Warsteiner/Penthouse/Arrows A-3	Emerson Fittipaldi (#20) Skol/Fittipaldi F-7	1:50:18.550 (49.280)	80 (2.02)
1979	Gilles Villeneuve (80)* (#12) Ferrari/Ferrari 312 T4	Jody Scheckter (#11) Ferrari/Ferrari 312 T4	Alan Jones (#27) Albilad-Saudia Williams FW06	1:50:25.400 (29.380)	80 (2.02)
1978	Carlos Reutemann (42)* (#11) Ferrari T2	Mario Andretti (#5) John Player/Lotus Mk 111	Patrick Depailler (#4) 1st Nat. City/ELF Tyrrell 008	1:52:01.301 (11.301)	80 (2.02)
1977	Mario Andretti (4) (#5) John Player Lotus	Niki Lauda* (#11) Ferrari	Jody Scheckter (76) (#20) Wolf/Ford	1:51:35.470 (0.773)	80 (2.02)
1976	Clay Regazzoni (80)* (#2) SPA Ferrari Sefac	Niki Lauda (#1) SPA Ferrari Sefac	Patrick Depailler (#4) ELF Team Tyrrell	1:53:18.471 (42.414)	80 (2.00)
1975	Brian Redman (15) (#1) Boraxo Lola T332	Vern Schuppan (#48) Jorgensen Eagle	Eppie Wietzes (#94) Formula Racing Lola T400M	1:10:12.042 (29.946)	50 (2.02)

* Pole position; ^ Moved up from 4th due to DQ of Gilles Villeneuve
Engines: Cos=Cosworth; Ford Cos=Ford Cosworth; Chev=Chevrolet. Chassis: LT=Lola; PC=Penske; R**I=Reynard; DP01=Panoz DP01; Dal=Dallara; DW12=Dallara DW12

Fastest Qualifiers, 1975-2023

Year	Type	Name (Laps Led)	Car	Time	Speed	Finish
2023	INDYCAR	Kyle Kirkwood (53)	(#27) Autonation Andretti Honda DW12	66.288 sec.	106.879 mph	Won
2022	INDYCAR	Colton Herta (28)	(#26) Gainbridge Honda DW12	65.310 sec.	108.480 mph	23rd
2021	INDYCAR	Josef Newgarden (18)	(#2) Hitachi Team Penske Chev DW12	68.224 sec.	103.846 mph	2nd
2019	INDYCAR	Alexander Rossi (80)	(#27) NAPA Honda DW12	66.481	106.569	Won
2018	INDYCAR	Alexander Rossi (71)	(#27) NAPA Honda DW12	66.552	106.459	Won
2017	INDYCAR	Helio Castroneves (0)	(#3) Auto Club Penske Chev DW12	66.225	106.980	9th
2016	INDYCAR	Helio Castroneves (47)	(#3) Auto Club Penske Chev DW12	67.125	105.547	3rd
2015	INDYCAR	Helio Castroneves (31)	(#3) Auto Club Penske Chev DW12	66.629	106.331	2nd
2014	INDYCAR	Ryan Hunter-Reay (51)	(#1) DHL Honda DW12	67.822	104.462	20th
2013	INDYCAR	Dario Franchitti (27)	(#10) Target Chip Ganassi Honda DW12	67.238	105.369	4th
2012	INDYCAR	Ryan Briscoe* (5)	(#2) Hitachi Team Penske Chev DW12	68.609	103.264	7th
2011	INDYCAR	Will Power (29)	(#12) Verizon Team Penske Honda Dal	69.065	102.582	10th
2010	INDYCAR	Will Power (19)	(#12) Verizon Team Penske Honda Dal	69.319	102.206	3rd
2009	INDYCAR	Will Power (16)	(#12) Team Verizon Wireless Honda Dal	69.711	101.631	2nd
2008	Champ Car	Justin Wilson (0)	(#2) McDonald's Cos DP01	66.902	105.898	19th
2007	Champ Car	Sebastien Bourdais (58)	(#1) McDonald's Cos DP01	67.546	104.889	Won
2006	Champ Car	Sebastien Bourdais (70)	(#1) McDonald's Ford Cos LT	66.886	105.924	Won
2005	Champ Car	Paul Tracy (23)	(#3) Indeck-Forsythe Ford Cos LT	67.485	104.983	2nd
2004	Champ Car	Bruno Junqueira (1)	(#6) PacifiCare Ford Cos LT	68.913	102.898	2nd
2003	CART	Michel Jourdain Jr. (48)	(#9) Gigante Ford Cos LT	68.177	103.918	15th
2002	CART	Jimmy Vasser (14)	(#8) Shell Ford Cos LT	67.742	104.585	2nd
2001	CART	Helio Castroneves (82)	(#3) Marlboro Team Penske Honda RI	68.556	103.343	Won
2000	CART	Gil de Ferran (30)	(#2) Marlboro Team Penske Honda RI	67.494	104.969	7th
1999	CART	Tony Kanaan (44)	(#44) McDonald's Racing Honda RI	61.109	107.454	22nd
1998	CART	Bryan Herta (26)	(#8) Shell Ford Cos RI	50.945	111.626	3rd
1997	CART	Gil de Ferran (26)	(#5) Valvoline/Cummins Special Honda RI	51.293	111.313	21st
1996	CART	Gil de Ferran (38)	(#8) Pennzoil Special Honda R961	52.208	109.363	5th
1995	CART	Michael Andretti (17)	(#6) Kmart/Texaco Havoline Ford Cos LT95	52.482	108.792	9th
1994	CART	Paul Tracy (20)	(#3) Marlboro Penske 94 Ilmor V8	52.780	108.177	20th
1993	CART	Nigel Mansell (24)	(#5) Kmart/Texaco Havoline Ford Cos L93	52.903	107.926	3rd
1992	CART	Michael Andretti (44)	(#1) Kmart/Havoline Ford Cos L92	53.872	105.985	16th
1991	CART	Michael Andretti (2)	(#2) Kmart/Havoline Chevrolet L91	66.306	90.671	16th
1990	CART	Al Unser Jr. (91)	(#5) Team Valvoline Chevrolet L90	66.798	90.003	Won
1989	CART	Al Unser Jr. (84)	(#2) Team Valvoline Chevrolet Lola T8900	66.255	90.740	Won
1988	CART	Danny Sullivan (17)	(#9) Miller High Life Penske Chevrolet PC-1766.607	66.607	90.261	13th
1987	CART	Mario Andretti (95)	(#5) Hanna Auto Wash Chevrolet Lola T8700N/A		91.249	Won
1986	CART	Danny Sullivan (30)	(#4) Miller American March Cosworth 86C	66.565	90.318	11th
1985	CART	Mario Andretti (70)	(#1) Newman/Haas Beatrice Cos Lola T-900	65.213	92.190	Won
1984	CART	Mario Andretti (112)	(#3) Budweiser Haas Cosworth Lola	66.263	90.729	Won
1983	Formula One	Patrick Tambay (24)	(#27) Ferrari 126/C2B	86.117	85.070	22nd
1982	Formula One	Andrea De Cesaris (14)	(#22) Autodelta Alfa Romeo 182/2	87.310	87.802	12th
1981	Formula One	Ricardo Patrese (24)	(#29) Penthouse-Ragno Arrows A3	79.339	91.563	17th
1980	Formula One	Nelson Piquet (80)	(#5) Parmalat/Brabham BT49	77.690	93.578	Won
1979	Formula One	Gilles Villeneuve (80)	(#12) Ferrari/Ferrari 312 T4	78.825	92.255	Won
1978	Formula One	Carlos Reutemann (42)	(#11) Ferrari T2	80.636	90.183	Won
1977	Formula One	Niki Lauda (0)	(#11) Ferrari	81.650	89.805	2nd
1976	Formula One	Clay Regazzoni (80)	(#2) SPA Ferrari Sefac	83.099	87.530	Won
1975	Formula 5000	Mario Andretti (20)	(#5) Viceroy/Hilton Lola T332	N/A	88.450	13th

* - started 11th due to IndyCar penalty on Chevrolet engines

AGPLB Pole Positions Won

Mario Andretti	4
Helio Castroneves	4
Michael Andretti	3
Gil de Ferran	3
Will Power	3
Sebastien Bourdais	2
Alexander Rossi	2
Danny Sullivan	2
Paul Tracy	2
Al Unser Jr.	2
Ryan Briscoe	1
Andrea De Cesaris	1
Dario Franchitti	1
Bryan Herta	1
Colton Herta	1
Ryan Hunter-Reay	1
Michel Jourdain Jr.	1
Bruno Junqueira	1
Tony Kanaan	1
Kyle Kirkwood	1
Niki Lauda	1
Nigel Mansell	1
Josef Newgarden	1
Ricardo Patrese	1
Nelson Piquet	1
Clay Regazzoni	1
Carlos Reutemann	1
Patrick Tambay	1
Jimmy Vasser	1
Gilles Villeneuve	1
Justin Wilson	1

AGPLB Winners Who Were Series Champions the Same Year

Year	Series	Driver
2016	INDYCAR	Simon Pagenaud
2015	INDYCAR	Scott Dixon
2009	INDYCAR	Dario Franchitti
2007	Champ Car	Sebastien Bourdais
2006	Champ Car	Sebastien Bourdais
2005	Champ Car	Sebastien Bourdais
2003	CART	Paul Tracy
1999	CART	Juan Pablo Montoya
1998	CART	Alex Zanardi
1997	CART	Alex Zanardi
1996	CART	Jimmy Vasser
1994	CART	Al Unser Jr.
1990	CART	Al Unser Jr.
1984	CART	Mario Andretti
1975	Formula 5000	Brian Redman

AGPLB Drivers with Podium Finishes, 1975-2023

Name	Sts.	Wins	2nd	3rd	Pct.	4th	5th	6-10	Pole	Laps Led
Al Unser Jr.	15	6	2	1	60.0	2	0	1	2	545
Mario Andretti	19	4	1	0	26.3	2	3	0	4	314
Paul Tracy	17	4	1	0	29.4	2	0	2	1	256
Sebastien Bourdais	15	3	1	1	33.3	0	0	3	2	173
Will Power	17	2	3	2	41.2	1	0	6	3	172
Michael Andretti	18	2	1	0	16.7	2	0	5	3	169
Alexander Rossi	7	2	0	0	28.6	0	0	2	2	151
Mike Conway	6	2	0	0	33.3	0	0	1	0	17
Alex Zanardi	4	2	0	0	50.0	0	0	0	0	44
Niki Lauda	5	1	3	0	80.0	0	0	0	1	61
Dario Franchitti	11	1	2	1	36.4	1	0	2	1	84
Helio Castroneves	16	1	2	1	25.0	0	0	6	4	194
Josef Newgarden	11	1	2	1	36.4	0	0	4	1	83
Scott Dixon	15	1	1	2	26.7	2	0	0	0	104
Jimmy Vasser	16	1	1	1	18.8	1	1	6	1	38
Simon Pagenaud	11	1	1	0	18.2	1	3	1	0	54
Carlos Reutemann	6	1	1	0	33.3	0	0	0	1	49
Danny Sullivan	12	1	0	2	25.0	0	0	4	2	74
James Hinchcliffe	10	1	0	1	20.0	1	0	3	0	25
Juan Pablo Montoya	5	1	0	1	40.0	1	0	0	0	40
Nelson Piquet	5	1	0	1	40.0	0	0	1	1	80
Alan Jones	6	1	0	1	33.3	0	0	1	0	49
John Watson	8	1	0	0	12.5	1	0	1	0	32
Colton Herta	4	1	0	0	25.0	1	0	0	1	71
Ryan Hunter-Reay	15	1	0	0	6.7	0	1	3	1	151
Takuma Sato	12	1	0	0	8.3	0	1	3	0	67
Clay Regazzoni	5	1	0	0	20.0	0	0	1	1	80
Kyle Kirkwood	2	1	0	0	50.0	0	0	1	1	53
Gilles Villeneuve	5	1	0	0	20.0	0	0	0	1	118
Brian Redman	1	1	0	0	100.0	0	0	0	0	15
Bobby Rahal	15	0	4	0	26.7	1	0	1	0	1
Emerson Fittipaldi	18	0	2	3	27.8	0	1	2	0	22
Justin Wilson	11	0	2	1	27.3	2	0	2	0	16
Romain Grosjean	3	0	2	0	66.7	0	0	0	0	0
Bruno Junqueira	8	0	1	2	37.5	0	0	2	0	9
Jody Scheckter	6	0	1	1	33.3	0	1	0	0	76
Ricardo Patrese	6	0	1	1	33.3	0	0	2	1	24
Scott Pruett	9	0	1	1	22.2	0	0	2	0	0
Geoff Brabham	4	0	1	1	50.0	0	0	1	0	0
Nigel Mansell	2	0	1	1	100.0	0	0	0	1	24
Adrian Fernandez	11	0	1	0	9.1	2	0	3	0	2
Graham Rahal	16	0	1	0	6.3	1	1	3	0	4
Oriol Servia	13	0	1	0	7.7	0	1	4	0	12
Mauricio Gugelmin	8	0	1	0	12.5	0	1	3	0	0
Cristiano da Matta	6	0	1	0	16.7	0	1	2	0	30
Parker Johnstone	2	0	1	0	50.0	0	1	0	0	0
Ryan Briscoe	5	0	1	0	20.0	0	0	2	1	40
Franck Montagny	1	0	1	0	100.0	0	0	0	0	0
Vern Schuppan	1	0	1	0	100.0	0	0	0	0	0
Keke Rosberg	4	0	1	0	25.0	0	0	0	0	0
Patrick Depailler	5	0	0	2	40.0	1	1	0	0	0
Tom Sneva	5	0	0	2	40.0	1	0	2	0	3
Bryan Herta	7	0	0	2	28.6	0	1	2	1	27
Mario Dominguez	7	0	0	1	14.3	1	3	0	0	1
Tony Kanaan	15	0	0	1	6.7	1	2	4	1	51
Alex Tagliani	14	0	0	1	7.1	1	2	4	0	4
Eddie Cheever	9	0	0	1	11.1	1	1	1	0	0
Alex Palou	3	0	0	1	33.3	1	1	0	0	22
Teo Fabi	4	0	0	1	25.0	1	0	1	0	13
Gil de Ferran	7	0	0	1	14.3	0	1	2	3	207
Rene Arnoux	4	0	0	1	25.0	0	0	2	0	0
Ed Jones	4	0	0	1	25.0	0	0	1	0	0
Carlos Munoz	3	0	0	1	33.3	0	0	1	0	0
Max Papis	6	0	0	1	16.7	0	0	1	0	0
Eppie Wietzes	1	0	0	1	100.0	0	0	0	0	0
Kevin Cogan	2	0	0	1	50.0	0	0	0	0	0
Robby Gordon	4	0	0	1	25.0	0	0	0	0	2
Marcus Ericsson	4	0	0	1	25.0	0	0	0	0	0

Current INDYCAR Teams with AGLB Podium Finishes, 1984-2023*

Name	Sts.	Wins	2nd	3rd	Pct.	Poles
Team Penske	82	7	9	10	31.7	13
Andretti Global	54	6	2	3	20.4	5
Chip Ganassi Racing	66	6	1	8	22.7	1
Arrow McLaren	21	1	1	0	9.5	0
Ed Carpenter Racing	22	1	0	0	4.5	0
A.J. Foyt Racing	28	1	0	0	3.6	0
Rahal Letterman Lanigan Racing	39	0	3	0	7.7	2
Dale Coyne Racing	64	0	1	1	3.1	0

* Team records include current and former sponsors

Total AGLB Laps Led, 1975-2023

Al Unser Jr.	545	Ricardo Patrese	24
Mario Andretti	314	Patrick Tambay	24
Paul Tracy	256	Emerson Fittipaldi	22
Gil de Ferran	207	Jacques Laffite	19
Helio Castroneves	194	Mike Conway	17
Sebastien Bourdais	173	Justin Wilson	16
Will Power	172	Tony Brise	15
Michael Andretti	169	Brian Redman	15
Ryan Hunter-Reay	151	Andrea De Cesaris	14
Alexander Rossi	151	Teo Fabi	13
Gilles Villeneuve	118	Tristan Gommendy	13
Scott Dixon	104	Oriol Servia	12
Dario Franchitti	84	Roberto Moreno	11
Josef Newgarden	83	Bruno Junqueira	9
Nelson Piquet	80	Takuya Kurosawa	7
Clay Regazzoni	80	Marco Andretti	6
Jody Scheckter	76	J.J. Lehto	5
Danny Sullivan	74	Jack Hawksworth	4
Colton Herta	71	Jan Heylen	4
Takuma Sato	67	Graham Rahal	4
Niki Lauda	61	Alex Tagliani	4
Simon Pagenaud	54	Oliver Askew	3
Kyle Kirkwood	53	Kenny Brack	3
Tony Kanaan	51	Agustin Canapino	3
Alan Jones	49	Charlie Kimball	3
Carlos Reutemann	49	Sebastian Saavedra	3
Michel Jourdain Jr.	48	Tom Sneva	3
Alex Zanardi	44	Ronnie Bremer	2
Ryan Briscoe	40	Patrick Carpentier	2
Juan Pablo Montoya	40	Adrian Fernandez	2
Jimmy Vasser	38	Robby Gordon	2
John Watson	32	Raphael Matos	2
Raul Boesel	31	Greg Moore	2
Cristiano da Matta	30	Devlin DeFrancesco	1
Bryan Herta	27	Mario Dominguez	1
James Hinchcliffe	25	Memo Gidley	1
Nigel Mansell	24	Jack Harvey	1
Alex Palou	24	Bobby Rahal	1
		EJ Viso	1

AGLB Wins From the Furthest Starting Positions

Year	Winner	Started	Type
1983	John Watson	22nd	Formula One
2014	Mike Conway	17th	INDYCAR
2000	Paul Tracy	17th	Champ Car
2002	Michael Andretti	15th	Champ Car
2021	Colton Herta	14th	INDYCAR
2012	Will Power	12th	INDYCAR
1998	Alex Zanardi	11th	Champ Car

Most AGLB Starts

Driver	Number
Mario Andretti	19
Michael Andretti	18
Emerson Fittipaldi	18
Will Power	17
Paul Tracy	17
Helio Castroneves	16
Graham Rahal	16
Jimmy Vasser	16
Sebastien Bourdais	15
Ryan Hunter-Reay	15
Bobby Rahal	15
Al Unser Jr.	15
Tony Kanaan	15

Most Consecutive AGLB Starts

Driver	Number	Years
Will Power	17	2006-23
Graham Rahal	16	2007-23
Bobby Rahal	15	1984-98
Al Unser Jr.	15	1984-98
Jimmy Vasser	15	1992-2006
Scott Dixon	14	2009-23
Alex Tagliani	14	2000-13
Paul Tracy	14	1993-2006
Emerson Fittipaldi	13	1984-96
Ryan Hunter-Reay	12	2009-21
Takuma Sato	12	2010-22
Mario Andretti	11	1984-94
Adrian Fernandez	11	1993-2003
Tony Kanaan	11	2009-19
Josef Newgarden	11	2012-23
Danny Sullivan	11	1983-93

Closest AGPLB Finishes

Year	Winner	Margin	Runner-Up
2016	Simon Pagenaud	0.303 sec.	Scott Dixon
1986	Michael Andretti	0.380	Al Unser Jr.
2002	Michael Andretti	0.466	Jimmy Vasser
2001	Helio Castroneves	0.534	Cristiano Da Matta
2021	Colton Herta	0.588	Josef Newgarden

Largest AGPLB Victory Margins

Year	Winner	Margin	Runner-Up
1988	Al Unser Jr.	1 lap + 33.482 sec.	Bobby Rahal
1987	Mario Andretti	1 lap + 29.350	Al Unser Jr.
1984	Mario Andretti	63.200	Geoff Brabham
1985	Mario Andretti	60.130	Emerson Fittipaldi
1980	Nelson Piquet	49.280	Ricardo Patrese

Most Lead Changes in an AGPLB Race

Year	Number	Winner	Laps Led
2005	11	Sebastien Bourdais	37
1998	11	Alex Zanardi	2
2012	9	Will Power	15
2021	7	Colton Herta	43
2011	7	Mike Conway	14
2002	7	Michael Andretti	43
1994	7	Al Unser Jr.	61
1989	7	Al Unser Jr.	84

Most Consecutive AGPLB Podium Finishes

Driver	Number	Years
Al Unser Jr.	6	1986-91
Sebastien Bourdais	4	2004-07
Will Power	4	2007-10
Bruno Junqueira	3	2003-05
Josef Newgarden	3	2019-22
Bobby Rahal	3	1991-93
Paul Tracy	3	2003-05
Al Unser Jr.	3	1994-96

Acura Grand Prix of Long Beach Driver Index, 1975-2023

Alboreto, Michele	1988	15th	1983	21st	
1982	4th	1989	18th	Ballabio, Fulvio	
1983	9th	1990	5th	1988	25th
Aleshin, Mikhail	1991	19th	1989	21st	
2014	6th	1992	23rd	Barbazza, Fabrizio	
2016	16th	1993	18th	1987	17th
2017	12th	1994	5th	1992	21st
Allmendinger, A.J.	Andretti, Michael		Barrett, Stanton		
2004	1984	10th	2009	17th	
2005	1985	19th	Barrichello, Rubens		
2006	16th	1986	2012	9th	
2013	23rd	1987	Barron, Alex		
Amon, Chris	1988	4th	1998	14th	
1975	4th	1989	1999	23rd	
1976	8th	1990	Beatriz, Ana		
Andretti, Jeff	1991	16th	2011	19th	
1991	9th	1992	2013	14th	
Andretti, John	1994	6th	Beekhuis, Jon		
1988	1995	9th	1990	16th	
1990	1996	7th	Bell, Townsend		
1991	1997	22nd	2002	15th	
1992	1998	21st	Bentley, Ross		
Andretti, Marco	1999	7th	1993	15th	
2009	2000	14th	Bernoldi, Enrique		
2010	2001	28th	2008	4th	
2011	2002	1st	Bettenhausen, Tony		
2012	Annala, Juho		1987	11th	
2013	2008	18th	1991	12th	
2014	Armstrong, Marcus		1992	15th	
2015	2023	8th	Binder, Hans		
2016	Arnoux, Rene		1977	11th	
2017	1980	9th	Blundell, Mark		
2018	1981	8th	1997	13th	
2019	1982	22nd	1998	7th	
Andretti, Mario	1983	3rd	1999	13th	
1975	Askew, Oliver		2000	8th	
1976	2021	22nd	Boesel, Raul		
1977	Atchison, Scott		1982	9th	
1978	1988	9th	1983	7th	
1979	Bachelart, Eric		1985	20th	
1980	1992	8th	1986	19th	
1981	1995	7th	1988	4th	
1982	Baguette, Bertrand		1989	6th	
1984	2010	24th	1990	8th	
1985	Baker, Bill		1993	12th	
1986	1975	23rd	1994	4th	
1987	Baldi, Mauro		1995	16th	

1996	16th	1977	22nd	Castroneves, Helio	1988	3rd	1982	12th	1990	15th	
1997	8th	1978	14th	1998	9th	1989	16th	1983	16th	1994	17th
Borgudd, Slim		Brayton, Scott		1999	19th	Coletti, Stefano		de Ferran, Gil		Dominguez, Mario	
1982	10th	1985	11th	2000	2nd	2015	23rd	1995	27th	2002	14th
Bourbonnais, Claude		1988	23rd	2001	1st	Conway, Mike		1996	5th	2003	5th
1994	26th	1989	12th	2009	7th	2009	21st	1997	21st	2004	5th
Bourdais, Sebastien		1990	9th	2010	7th	2010	10th	1998	20th	2005	5th
2003	16th	1991	8th	2011	12th	2011	1st	1999	6th	2006	4th
2004	3rd	1992	17th	2012	13th	2012	22nd	2000	7th	2007	17th
2005	1st	1993	24th	2013	10th	2013	25th	2001	3rd	2008	3rd
2006	1st	Bremer, Ronnie		2014	11th	2014	1st	de Silvestro, Simona		Doornbos, Robert	
2007	1st	2005	7th	2015	2nd	Coyne, Dale		2010	17th	2007	13th
2011	27th	Bren, Steve		2016	3rd	1986	23rd	2011	20th	2009	9th
2012	17th	1990	25th	2017	9th	Crawford, Jim		2012	20th	Dracone, Francesco	
2013	15th	Briscoe, Ryan		2021	20th	1984	4th	2013	9th	2015	21st
Brabham, Geoff		2009	13th	2022	9th	1985	4th	del Monte, Fabrizio		Duno, Milka	
1984	2nd	2010	8th	2023	21st	Dacco, Guido		2005	16th	2010	25th
1985	6th	2011	2nd	Cecotto, Johnny		1989	22nd	DeFrancesco, Devlin		Dykes, Ron	
1986	3rd	2012	7th	1983	6th	1990	23rd	2022	25th	1975	18th
1987	16th	2014	17th	Chandler, Michael		1991	14th	2023	16th	Earl, Bob	
Brack, Kenny		Brise, Tony		1984	16th	Daly, Conor		Depailler, Patrick		1975	8th
2000	17th	1975	12th	Chaves, Gabby		2015	17th	1976	3rd	Ericsson, Marcus	
2001	25th	Brown, Warwick		2015	16th	2016	13th	1977	4th	2019	20th
Bourdais, Sebastien		1975	6th	2018	19th	2021	21st	1978	3rd	2021	28th
2003	16th	Buhl, Robbie		Cheever, Eddie		2023	23rd	1979	5th	2022	22nd
2004	3rd	1993	6th	1980	18th	Daly, Derek		1980	16th	2023	3rd
2005	1st	1994	16th	1981	5th	1979	12th	Dismore, Mark		Fabi, Teo	
2006	1st	Calderon, Tatiana		1982	11th	1980	8th	1991	21st	1984	18th
2007	1st	2022	16th	1983	13th	1982	18th	Dixon, Scott		1988	24th
2011	27th	Camathias, Joel		1990	13th	1984	7th	2001	19th	1989	27th
2012	17th	Canapino, Agustin		1991	3rd	1988	5th	2002	18th	1990	10th
2013	15th	2023	25th	1992	22nd	1989	9th	2009	15th	1993	4th
2014	14th	Cannon, John		1993	9th	Dalziel, Ryan		2010	4th	1994	9th
2015	6th	1975	26th	1995	4th	2007	9th	2011	18th	1995	3rd
2016	9th	Carpenter, Ed		Chilton, Max		da Matta, Cristiano		2012	23rd	1996	18th
2017	2nd	2009	18th	2016	14th	1999	20th	2013	11th	Fangio II, Juan Manuel	
2018	13th	2012	14th	2017	14th	2000	25th	2014	12th	1996	25th
2019	11th	2013	18th	2018	17th	2001	2nd	2015	1st	1997	26th
2021	8th	Carpentier, Patrick		2019	14th	2002	8th	2016	2nd	Ferguson, Dick	
Brabham, Geoff		1997	15th	2021	15th	2005	10th	2017	4th	1985	25th
1984	2nd	1998	28th	Claman De Melo, Zachary		2006	5th	2018	11th	1988	22nd
1985	6th	1999	17th	2018	23rd	De Angelis, Elio		2019	3rd	Fernandez, Adrian	
1986	3rd	2001	23rd	Clarke, Dan		1979	7th	2021	3rd	1993	23rd
1987	16th	2002	19th	2006	11th	1980	21st	2022	6th	1994	8th
Brack, Kenny		2003	6th	2007	12th	1981	22nd	2023	27th	1995	18th
2000	17th	2004	4th	Cogan, Kevin		1982	5th	Dobson, Dominic		1996	6th
2001	25th	Carter, Pancho		1984	28th	1983	17th	1986	12th	1997	11th
2002	4th	1985	13th	1985	23rd	de Cesaris, Andrea		1988	26th	1998	4th
Brambilla, Vittorio		1989	17th	1986	17th	1981	24th	1989	19th	1999	4th
1976	20th			1987	18th						

<u>Jones, John</u>	
1988	12th
1989	20th
<u>Jones, P.J.</u>	
1997	16th
1998	11th
1999	12th
<u>Jourdain, Bernard</u>	
1989	13th
1991	20th
<u>Jourdain Jr., Michel</u>	
1996	23rd
1997	17th
1998	27th
1999	18th
2000	11th
2001	13th
2002	5th
2003	15th
2004	11th
<u>Junqueira, Bruno</u>	
2001	9th
2002	17th
2003	3rd
2004	2nd
2005	3rd
2006	15th
2007	6th
2008	12th
<u>Kaiser, Kyle</u>	
2018	16th
<u>Kanaan, Tony</u>	
1998	5th
1999	22nd
2000	16th
2001	7th
2002	20th
2009	3rd
2010	5th
2011	8th
2012	4th
2013	20th
2014	18th
2015	5th
2016	6th
2017	18th
2018	8th
2019	16th
<u>Kellett, Dalton</u>	

2021	19th
2022	26th
<u>Kimball, Charlie</u>	
2011	24th
2012	18th
2013	21st
2014	23rd
2015	15th
2016	11th
2017	21st
2018	10th
2021	18th
<u>King, Jordan</u>	
2018	18th
<u>Kirkwood, Kyle</u>	
2022	10th
2023	1st
<u>Kron, Dr. John</u>	
1975	14th
<u>Krosnoff, Jeff</u>	
1996	26th
<u>Krumm, Michael</u>	
2001	15th
<u>Kurosawa, Takuya</u>	
2000	13th
<u>Laffite, Jacques</u>	
1976	4th
1977	9th
1978	5th
1979	21st
1980	17th
1981	13th
1982	15th
1983	4th
<u>Lammers, Jan</u>	
1979	16th
1980	24th
1981	16th
1986	14th
<u>Lanier, Randy</u>	
1985	24th
1986	13th
<u>Lauda, Niki</u>	
1976	2nd
1977	2nd
1978	17th
1979	22nd
1982	1st
1983	2nd

<u>Lavin, Rodolfo</u>	
2003	18th
2004	10th
<u>Lawson, Eddie</u>	
1996	9th
<u>Lazier, Buddy</u>	
1991	25th
1992	12th
1993	19th
1994	29th
<u>Legge, Katherine</u>	
2006	8th
2007	10th
2012	19th
<u>Lehto, J.J.</u>	
1998	18th
<u>Leist, Matheus</u>	
2018	14th
2019	15th
<u>Lemarie, Patrick</u>	
2003	13th
<u>Lewis, Randy</u>	
1975	19th
1986	10th
1987	8th
1988	21st
1989	15th
1990	22nd
1991	15th
<u>Lloyd, Alex</u>	
2010	19th
<u>Lundgaard, Christian</u>	
2022	18th
2023	14th
<u>Lunger, Brett</u>	
1977	21st
<u>Luyendyk, Arie</u>	
1985	17th
1986	15th
1987	14th
1988	10th
1989	7th
1990	7th
1991	5th
1993	11th
1994	11th
<u>MacPherson, Jeff</u>	
1987	10th
<u>Malukas, David</u>	

2022	21st
2023	20th
<u>Manning, Darren</u>	
2003	8th
2009	16th
<u>Mansell, Nigel</u>	
1981	19th
1982	7th
1983	12th
1993	3rd
1994	2nd
<u>Marcelo, Jovy</u>	
1992	19th
<u>Marques, Tarso</u>	
1999	25th
2004	18th
<u>Marshall, Marcus</u>	
2005	14th
<u>Martinez, David</u>	
2008	8th
<u>Mass, Jochen</u>	
1976	5th
1977	16th
1978	20th
1979	9th
1980	7th
1982	8th
<u>Matos, Raphael</u>	
2009	8th
2010	20th
2011	11th
<u>Matsushita, Hiro</u>	
1990	19th
1991	13th
1992	10th
1993	14th
1995	19th
1996	28th
1997	20th
1998	19th
<u>McKitterick, Skeeter</u>	
1975	10th
<u>McLaughlin, Scott</u>	
2021	11th
2022	14th
2023	10th
<u>McRae, Graham</u>	
1975	27th

<u>Mears, Rick</u>	
1984	21st
1986	20th
1987	9th
1988	8th
1989	5th
1990	6th
1991	4th
1992	6th
<u>Meier, Arnd</u>	
1998	15th
<u>Meira, Vitor</u>	
2009	14th
2010	11th
2011	9th
<u>Merzario, Arturo</u>	
1978	19th
1979	20th
<u>Miaskiewicz, Rick</u>	
1986	21st
<u>Minassian, Nicolas</u>	
2001	8th
<u>Montagny, Franck</u>	
2008	2nd
<u>Monteiro, Tiago</u>	
2003	11th
<u>Montoya, Juan Pablo</u>	
1999	1st
2000	19th
2014	4th
2015	3rd
2016	4th
<u>Moore, Greg</u>	
1996	22nd
1997	23rd
1998	6th
1999	8th
<u>Moraes, Mario</u>	
2008	20th
2009	19th
2010	6th
<u>Moran, Rocky</u>	
1985	15th
1987	13th
1988	6th
<u>Moreno, Roberto</u>	
1986	6th
1996	8th

1997	24th
2000	9th
2001	11th
2003	17th
2008	17th
<u>Morton, John</u>	
1975	9th
1984	9th
<u>Munoz, Carlos</u>	
2014	3rd
2015	9th
2016	12th
2017	7th
<u>Mutoh, Hideki</u>	
2009	20th
2010	13th
<u>Nagel, Bob</u>	
1975	22nd
<u>Nakano, Shinji</u>	
2001	12th
2002	12th
<u>Newgarden, Josef</u>	
2012	26th
2013	13th
2014	19th
2015	7th
2016	10th
2017	3rd
2018	7th
2019	2nd
2021	2nd
2022	1st
2023	9th
<u>Nilsson, Gunnar</u>	
1976	18th
1977	8th
<u>Noyes Jr., Evan</u>	
1975	7th
<u>O'Ward, Pato</u>	
2019	12th
2021	27th
2022	5th
2023	17th
<u>Pace, Carlos</u>	
1976	9th
<u>Pagenaud, Simon</u>	
2007	14th
2013	8th

2014	5th	1985	12th	1992	9th	Redman, Brian	2022	8th	1975	11th
2015	4th	1986	22nd	1993	7th	1975	2023	22nd	Serra, Chico	7th
2016	1st	Pigot, Spencer		1995	2nd	Regazzoni, Clay	Rutherford, Johnny		Servia, Oriol	
2017	5th	2017	8th	1996	11th	1976	1985	10th	2000	6th
2018	24th	2018	15th	1997	3rd	1977	1986	9th	2001	14th
2019	6th	2019	18th	1998	12th	1978	1987	23rd	2002	11th
2021	5th	Piquet, Nelson		1999	15th	1979	Saavedra, Sebastian		2003	12th
2022	19th	1979	8th	Pryce, Tom		1980	2011	14th	2004	15th
2023	15th	1980	1st	1975	21st	Reutemann, Carlos	2013	27th	2005	11th
Palmroth, Tero		1981	3rd	1976	14th	1976	2014	9th	2006	18th
1989	16th	1982	17th	Rahal, Bobby		1977	2015	10th	2007	2nd
Palou, Alex		1983	15th	1984	14th	1978	St. James, Lyn		2008	5th
2021	4th	Pironi, Didier		1985	27th	1979	1993	17th	2011	6th
2022	3rd	1978	18th	1986	18th	1980	Salazar, Eliseo		2012	16th
Papis, Max		1979	10th	1987	24th	1981	1982	24th	2013	6th
1997	25th	1980	6th	1988	2nd	Ribbs, Willy T.	1983	24th	2014	7th
1998	24th	1981	10th	1989	4th	1990	1995	24th	Sharp, Scott	
1999	9th	1982	21st	1990	12th	1994	Saleen, Steve		1994	28th
2000	20th	Pizzonia, Antonio		1991	2nd	Ribiero, Alex	1989	14th	Simon, Dick	
2001	17th	2006	10th	1992	2nd	1977	Salles, Gualter		1984	19th
2002	3rd	2008	16th	1993	2nd	Ribiero, Andre	1997	18th	1987	21st
Patrese, Ricardo		Power, Will		1994	30th	1995	1998	13th	Smith, Mark	
1978	6th	2006	9th	1995	21st	1996	1999	27th	1993	10th
1979	17th	2007	3rd	1996	14th	1997	2000	22nd	1994	25th
1980	2nd	2008	1st	1997	10th	1998	Sato, Takuma		Sneva, Tom	
1981	17th	2009	2nd	1998	17th	Robb, Sting Ray	2010	18th	1984	3rd
1982	3rd	2010	3rd	Rahal, Graham		2023	2011	21st	1985	8th
1983	10th	2011	10th	2007	8th	Robinson, Chip	2012	8th	1986	4th
Patrick, Danica		2012	1st	2008	13th	1987	2013	1st	1987	3rd
2009	4th	2013	16th	2009	12th	Roe, Michael	2014	22nd	1989	10th
2010	16th	2014	2nd	2010	22nd	1985	2015	18th	Sperafico, Alex	
2011	7th	2015	20th	2011	13th	Romancini, Mario	2016	5th	2004	17th
Paul Jr., John		2016	7th	2012	24th	2010	2017	18th	Sperafico, Ricardo	
1984	20th	2017	13th	2013	2nd	Rosberg, Keke	2018	21st	2005	19th
Perera, Franck		2018	2nd	2014	13th	1980	2019	8th	Stommelen, Rolf	
2008	6th	2019	7th	2015	11th	1981	2021	9th	1978	9th
Pedersen, Benjamin		2021	10th	2016	15th	1982	2022	17th	Stuck, Hans	
2023	24th	2022	4th	2017	10th	1983	Scheckter, Jody		1976	17th
Peterson, Ronnie		2023	6th	2018	5th	Rosenqvist, Felix	1975	15th	1977	14th
1976	10th	Prappas, Ted		2019	4th	2019	1976	13th	1979	14th
1977	12th	1991	6th	2021	16th	2021	1977	3rd	Sullivan, Danny	
1978	4th	1992	14th	2022	7th	2022	1978	13th	1983	8th
Phillippe, Nelson		Prost, Alain		2023	12th	2023	1979	2nd	1984	24th
2004	13th	1981	23rd	Ranger, Andrew		Rossi, Alexander	1980	5th	1985	3rd
2005	18th	1982	20th	2005	17th	2016	Schiattarella, Mimmo		1986	11th
2006	13th	1983	11th	2006	6th	2017	1998	16th	1987	22nd
2008	15th	Pruett, Scott		Rebaque, Hector		2018	Schuppan, Vern		1988	13th
Pimm, Ed		1988	18th	1979	11th	2019	1975	2nd	1989	8th
1984	12th	1991	24th	1981	12th	2021	Scott, Benny			

1990	3rd	Unser, Al	1975	20th	Viso, E.J.	2008	9th	1994	22nd
1991	11th		1984	22nd		2009	23rd	1995	8th
1992	1st		1985	5th		2010	15th	Zanardi, Alex	
1993	8th	Unser Jr., Al	1984	17th		2011	25th	1996	24th
1995	10th		1985	9th		2012	12th	1997	1st
Surer, Marc			1986	2nd	Vitolo, Dennis	2013	22nd	1998	1st
1981	9th		1987	2nd		1991	26th	2001	26th
1983	5th		1988	1st	Warwick, Derek	1996	17th	Zorzi, Renzo	
Tagliani, Alex			1989	1st		1983	25th	1977	18th
2000	4th		1990	1st	Watson, John			Zunino, Ricardo	
2001	18th		1991	1st		1976	12th	1980	23rd
2002	16th		1992	4th		1977	17th	Zwolsman, Charles	
2003	10th		1993	21st		1978	21st		
2004	8th		1994	1st		1979	13th		
2005	15th		1995	1st		1980	4th		
2006	3rd		1996	3rd		1981	21st		
2007	5th		1997	4th		1982	6th		
2008	7th		1998	29th		1983	1st		
2009	10th	Vasser, Jimmy			Weaver, James				
2010	21st		1992	7th		1989	11th		
2011	5th		1993	22nd					
2012	21st		1994	24th	Whittington, Bill				
2013	19th		1995	23rd		1985	16th		
Takagi, Tora			1996	1st	Wheldon, Dan				
2001	20th		1997	9th		2009	5th		
2002	6th		1998	8th		2010	9th		
Tambay, Patrick			1999	10th	Wickens, Robert				
1978	12th		2000	3rd		2018	22nd		
1979	23rd		2001	5th	Wietzes, Eppie				
1981	6th		2002	2nd		1975	3rd		
1983	22nd		2003	4th	Wilson, Max				
Theys, Didier			2004	16th		2001	21st		
1987	7th		2005	9th	Wilson, Justin				
1989	23rd		2006	14th		2004	6th		
1990	11th		2008	10th		2005	4th		
1991	10th	Vautier, Tristan				2006	2nd		
Till, Brian			2013	17th		2007	4th		
1992	11th	Veach, Zach				2008	19th		
Tracy, Paul			2018	4th		2009	22nd		
1991	22nd		2019	17th		2010	2nd		
1993	1st	Veekay, Rinus				2011	22nd		
1994	20th		2021	25th		2012	10th		
1995	28th		2022	13th		2013	3rd		
1996	4th		2023	26th		2014	16th		
1997	7th	Villeneuve, Gilles			Winkelhock, Manfred				
1998	25th		1978	16th		1982	25th		
1999	21st		1979	1st		1983	26th		
2000	1st		1980	15th	Wirdheim, Bjorn				
2001	4th		1981	20th		2005	12th		
2002	7th		1982	DQ	Wood, Jeff				
2003	1st	Villeneuve, Jacques				1993	20th		
2004	1st		1984	6th	Woodner, John				
2005	2nd		1985	7th		1975	16th		
2006	17th		1986	8th	Yoong, Alex				
2008	11th		1994	15th		2003	19th		
2011	16th		1995	25th	Zampedri, Alessandro				



Kyle Kirkwood Looking for Two in a Row!

All eyes are on Kyle Kirkwood as he sets his sights on a repeat victory at this year's Acura Grand Prix of Long Beach. After his exciting win in 2023, he is back and ready to defend his title.

Kirkwood dominated the Long Beach circuit last year, leading 53 of 85 laps to earn his first NTT INDYCAR SERIES victory. It was a defining moment for the then-rising star, propelling him into the upper echelons of INDYCAR racing. Since then, Kirkwood has solidified his position as one of Andretti Global's top competitors, showcasing his immense talent and unwavering determination on the track.

Kirkwood had a busy year last season. After winning the Acura Grand Prix here, he went on to net his second career win in Nashville, winning the Big Machine Music City Grand Prix and finished 2023 with seven Top 10 finishes.

In recognition of his stellar sophomore season, Kirkwood was rewarded with a multi-year contract extension, ensuring his presence with Andretti through at least the 2027 season. This announcement further solidified his position as a cornerstone of Andretti Global, a team that already features impressive talents such as Marcus Ericsson and Colton Herta.

Long Beach hasn't witnessed a back-to-back champion since Alexander Rossi's consecutive wins in 2018 and 2019. Rossi, along with the 2022 champion Josef Newgarden, returns to the circuit this year, posing a significant challenge to Kirkwood's aspirations.

Newgarden, fresh from a dominant victory in St. Petersburg to kick off the 2024 season, appears determined to reaffirm his track dominance and thwart Kirkwood's quest for consecutive victories. Kirkwood, meanwhile, has his sights set on repeating his Long Beach victory and along with it, his third INDYCAR win.

The 85-lap 2023 Acura Grand Prix of Long Beach will take the green flag at 12:45 p.m. Sunday.

2024 NTT INDYCAR SERIES Entry List

Car	Driver	Hometown	Sponsor/Team/Engine
2	Josef Newgarden	Hendersonville, Tenn.	Hitachi/Team Penske/Chevrolet
3	Scott McLaughlin	Christchurch, New Zealand	XPEL/Team Penske/Chevrolet
4	Kyffin Simpson (R)	Cayman Islands	Journie/Chip Ganassi Racing/Honda
5	Pato O'Ward	Monterrey, Mexico	Arrow McLaren/Chevrolet
6	Theo Pourchaire	Grasse, France	Arrow McLaren/Chevrolet
7	Alexander Rossi	Nevada City, Calif.	Arrow McLaren/Chevrolet
8	Linus Lundqvist (R)	Tyreso, Sweden	American Legion/Chip Ganassi Racing/Honda
9	Scott Dixon	Auckland, New Zealand	PNC Bank/Chip Ganassi Racing/Honda
10	Alex Palou	Barcelona, Spain	Chip Ganassi Racing/Honda
11	Marcus Armstrong	Bogota, Colombia	Ridgeline Lubricants/Chip Ganassi Racing/Honda
12	Will Power	Toowoomba, Australia	Verizon/Team Penske/Chevrolet
14	Santino Ferucci	Woodbury, Conn.	Sexton Properties/AJ Foyt Enterprises/Chevrolet
15	Graham Rahal	New Albany, Ohio	Fifth Third/Rahal Letterman Lanigan Racing/ Honda
18	Jack Harvey	Bassingham, England	Dale Coyne Racing/Honda
20	Christian Rasmussen (R)	Copenhagen, Denmark	Guy Care/Ed Carpenter Racing/Chevrolet
21	Rinus VeeKay	Hoofddorp, Netherlands	Risk On/Ed Carpenter Racing/Chevrolet
26	Colton Herta	Valencia, Calif.	Gainbridge/Andretti Global w/ Curb-Agajanian/Honda
27	Kyle Kirkwood	Jupiter, Fla.	AutoNation/Andretti Global/Honda
28	Marcus Ericsson	Kumla, Sweden	Andretti Global/Honda
30	Pietro Fittipaldi	Miami, Fla.	Mi-Jack/Rahal Letterman Lanigan/Honda
41	Sting Ray Robb (R)	Payette, Idaho	AJ Foyt Enterprises/Chevrolet
45	Christian Lundgaard	Hedensted, Denmark	Hy-Vee/Rahal Letterman Lanigan Racing/Honda
51	Nolan Siegel (R)	Palo Alto, Calif.	King Taco/Dale Coyne Racing with RWR/Honda
55	Benjamin Pedersen (R)	Copenhagen, Denmark	Sexton Properties/AJ Foyt Enterprises/Chevrolet
60	Felix Rosenqvist	Varnamo, Sweden	AutoNation/SiriusXM/Meyer Shank Racing /Honda
66	Tom Blomqvist (R)	Cambridge, England	AutoNation/Meyer Shank Racing/Honda
77	Romain Grosjean	Geneva, Switzerland	Juncos Hollinger Racing/Chevrolet
78	Agustin Canapino (R)	Arrecifes, Argentina	Juncos Hollinger Racing/Chevrolet

(R) = Rookie Driver



MSA WeatherTech SportsCar Championship:
GTP and GTD Classes Ready to Roar!

What do you get when you pair some of the most technologically advanced and swiftest race cars on the planet with the most iconic temporary race circuit in North America? A literal street fight that will be Saturday's IMSA WeatherTech SportsCar Championship battle at the Acura Grand Prix of Long Beach.

Two classes of cars – Grand Touring Prototype (GTP) and Grand Touring Daytona (GTD) – will challenge the 1.968-mile, 11-turn circuit in a 100-minute skirmish starting at 1:35 p.m. Saturday.

The reborn GTP class was the talk of the motorsports world a year ago and continues commanding praise and respect in 2024. Unlike the legendary GTP cars of the 1980s and '90s, the new GTP machines contain a hybrid-electrified power storage system that's mated to a traditional internal combustion engine in each car. Together, this provides the necessary horsepower for these state-of-the-art rocket ships in a more sustainable fashion.

Four ultra-successful global auto manufacturers with winning motorsports histories – Acura, BMW, Cadillac and Porsche – will have GTP entries at Long Beach and the competition couldn't be any closer entering the race weekend. The No. 7 Porsche Penske Motorsport Porsche 963 won the season-opening Rolex 24 At Daytona and the No. 40 Wayne Taylor Racing with Andretti Acura ARX-06 took honors at the Mobil 1 Twelve Hours of Sebring.

Those two cars are tied for the points lead in the class that should feature 10 entries at Long Beach. That list also includes the No. 6 Porsche Penske Porsche, which successfully utilized a final pit stop with no tire change to vault into the race lead here a year ago and roll on to victory.

The GTD class features cars that much more resemble those you see on the streets and highways every day, though their racing cousins are built to international GT3-specification racing standards. GTD is a true ProAm racing class, where at least one of the drivers in each car's lineup must be rated Bronze or Silver according to the latest FIA world driver categorization.

With 15 or more GTD cars expected to race and 11 renowned auto manufacturers participating in the class, the competition is fiercer than ever. The No. 57 Winward Racing Mercedes-AMG GT3 won in GTD at the opening two races to secure the points lead, but those were in the two longest races on the schedule (24 and 12 hours, respectively) and on road courses at Daytona International Speedway and Sebring International Raceway. Battling on a concrete jungle like the streets of Long Beach is an entirely different animal (pun intended), so it will be fascinating to see how the GTD race plays out here.

Every car entered in both GTP and GTD this weekend has a two-driver lineup, with both drivers mandated to be in the car for a minimum amount of time. Qualifying sessions on Friday afternoon will set the starting order for Saturday's race.

This weekend marks the 19th time that IMSA's top-level series is racing at Long Beach. Past winners include names the likes of Scott Pruett, Simon Pagenaud, Lucas Luhr and the late Gil de Ferran. Drivers in this year's field who've been overall Long Beach winners in the past are brothers Jordan and Ricky Taylor, Filipe Albuquerque, Felipe Nasr, Pipo Derani, Sebastien Bourdais, Renger van der Zande, and defending winners Mathieu Jaminet and Nick Tandy.

The Acura Grand Prix of Long Beach is the third of 11 events on the 2024 WeatherTech Championship schedule. The series returns to California next month for the Motul Course de Monterey Powered by Hyundai N at WeatherTech Raceway Laguna Seca from May 10-12.



IMSA WeatherTech Sportscar Championship Entry List



ACURA Grand Prix of Long Beach
Long Beach Street Course - Long Beach, California
April 18 - April 20, 2024



Pre-Event Entry List Total Entries: 27

GRAND TOURING PROTOTYPE (GTP)								Entries: 10
CAR NO.	DRIVERS & NATIONALITY		TEAM & SPONSOR		CAR TYPE	TIRE	ENGINE	FUEL
01	(P) Renger van der Zande (P) Sebastien Bourdais	NLD FRA	Cadillac Racing <i>Cadillac Racing</i>		Cadillac V-Series.R	Michelin	Cadillac	VP R80
5	(P) Gianmaria Bruni (?) TBD	ITA ?	Proton Competition Mustang Sampling		Porsche 963	Michelin	Porsche	VP R80
6	(P) Nick Tandy (P) Mathieu Jaminet	GBR LUX	Porsche Penske Motorsport		Porsche 963	Michelin	Porsche	VP R80
7	(P) Dane Cameron (P) Felipe Nasr	USA BRA	Porsche Penske Motorsport		Porsche 963	Michelin	Porsche	VP R80
10	(P) Ricky Taylor (P) Filipe Albuquerque	USA PRT	Wayne Taylor Racing with Andretti <i>Acura / HRC / Konica Minolta</i>		Acura ARX-06	Michelin	Acura	VP R80
24	(G) Jesse Krohn (P) Philipp Eng	FIN AUT	BMW M Team RLL <i>BMW of North America</i>		BMW M Hybrid V8	Michelin	BMW	VP R80
25	(G) Connor De Phillippi (P) Nick Yelloly	USA GBR	BMW M Team RLL <i>BMW of North America</i>		BMW M Hybrid V8	Michelin	BMW	VP R80
31	(P) Pipo Derani (P) Jack Aitken	BRA GBR	Whelen Cadillac Racing <i>Whelen / Cadillac Racing</i>		Cadillac V-Series.R	Michelin	Cadillac	VP R80
40	(P) Jordan Taylor (G) Louis Deletraz	USA CHE	Wayne Taylor Racing with Andretti <i>Acura / HRC / DEX Imaging</i>		Acura ARX-06	Michelin	Acura	VP R80
85	(G) Tijmen van der Helm (P) Richard Westbrook	NLD GBR	JDC-Miller MotorSports <i>Trofi Pack / S3s / Wiha / OMP</i>		Porsche 963	Michelin	Porsche	VP R80
GT DAYTONA (GTD)								Entries: 17
CAR NO.	DRIVERS & NATIONALITY		TEAM & SPONSOR		CAR TYPE	TIRE	ENGINE	FUEL
12	(S) Frankie Montecalvo (G) Jack Hawksworth	USA GBR	VasserSullivan		Lexus RC F GT3	Michelin	Lexus	E-10
13	(B) Orey Fidani (G) Matthew Bell	CAN GBR	AWA <i>OMP / Racing Spirit / Urbinco / Sonic Tools / Westrock / Fat Fork</i>		Corvette Z06 GT3.R	Michelin	Chevrolet	E-10



IMSA WeatherTech Sportscar Championship Entry List

GT DAYTONA (GTD)							Entries: 17
CAR NO.	DRIVERS & NATIONALITY		TEAM & SPONSOR	CAR TYPE	TIRE	ENGINE	FUEL
27	(G) Roman De Angelis (S) Spencer Pumpelly	CAN USA	Heart of Racing Team <i>Heart of Racing</i>	Aston Martin Vantage GT3 Evo	Michelin	Aston Martin	E-10
28	(B) Elias Sabo (S) Andy Lee	USA USA	Flying Lizard Motorsports <i>511 / CODI</i>	Aston Martin Vantage GT3 Evo	Michelin	Aston Martin	E-10
32	(S) Mike Skeen (G) Mikael Grenier	USA CAN	Korthoff/Preston Motorsports	Mercedes AMG GT3	Michelin	Mercedes AMG	E-10
34	(S) Manny Franco (P) Albert Costa Balboa	USA ESP	Conquest Racing <i>Corsa Horizon</i>	Ferrari 296 GT3	Michelin	Ferrari	E-10
43	(S) Jarett Andretti (G) Gabby Chaves	USA USA	Andretti Motorsports <i>Gallant / MI / Window World</i>	Porsche 911 GT3 R (992)	Michelin	Porsche	E-10
45	(G) Kyle Marcelli (S) Danny Formal	CAN CRI	Wayne Taylor Racing with Andretti <i>DEX Imaging</i>	Lamborghini Huracan GT3 EVO2	Michelin	Lamborghini	E-10
55	(S) Giammarco Levorato (S) Corey Lewis	ITA USA	Proton Competition	Ford Mustang GT3	Michelin	Ford	E-10
57	(S) Russell Ward (G) Philip Ellis	USA GBR	WINWARD RACING <i>Techemet / First Horizon</i>	Mercedes AMG GT3	Michelin	Mercedes AMG	E-10
66	(B) Sheena Monk (G) Stevan McAleer	USA GBR	Gradient Racing <i>JG Wentworth 877CASHNOW.com / Acura / HRC</i>	Acura NSX GT3	Michelin	Acura	E-10
70	(B) Brendan Iribe (G) Frederik Schandorff	USA DNK	Inception Racing	McLaren 720S GT3 EVO	Michelin	McLaren	E-10
78	(S) Misha Goikhberg (G) Loris Spinelli	CAN ITA	Forte Racing <i>GoBolt / O'Gara / Change Racing / Evtec</i>	Lamborghini Huracan GT3 EVO2	Michelin	Lamborghini	E-10
86	(S) Kerong Li (S) Anders Fjordbach	CHN DNK	MDK Motorsports <i>MDK</i>	Porsche 911 GT3 R (992)	Michelin	Porsche	E-10
89	(P) Ben Barnicoat (S) Parker Thompson	GBR CAN	VasserSullivan	Lexus RC F GT3	Michelin	Lexus	E-10
96	(G) Robby Foley (S) Patrick Gallagher	USA USA	Turner Motorsport <i>Turner Motorsport / Liqui Moly / Belle Haven</i>	BMW M4 GT3	Michelin	BMW	E-10
GT DAYTONA (GTD)							Entries: 17
CAR NO.	DRIVERS & NATIONALITY		TEAM & SPONSOR	CAR TYPE	TIRE	ENGINE	FUEL
120	(S) Adam Adelson (S) Elliott Skeer	USA USA	Wright Motorsports	Porsche 911 GT3 R (992)	Michelin	Porsche	E-10



ACURA Grand Prix of Long Beach
Long Beach Street Course / 1.968 miles
April 14 - 15, 2023 / Long Beach, California



IMSA WeatherTech SportsCar Championship

Race Official Results (1 Hours 40 Minutes)

* Bold: Starting Driver / Italic: Fastest Lap Driver / Underline: Qualifying Driver

Pos	Pic	Nr.	Class	Drivers*	Team	Vehicle	Laps	Total Time	Gap	Lap	Best Lap
1	1	6	GTP	<u>N. Tandy</u> / M. Jaminet	Porsche Penske Motorsports	Porsche 963	78	1:42:08.126	-	27	1:11.990 98.413
2	2	25	GTP	<u>C. De Philippis</u> / <u>N. Yelloly</u>	BMW M Team RLL	BMW M Hybrid V8	78	1:42:09.029	0.903	60	1:11.503 99.083
3	3	7	GTP	<u>M. Campbell</u> / <u>E. Nasr</u>	Porsche Penske Motorsports	Porsche 963	78	1:42:11.030	2.904	2,001	42 1:11.909 98.524
4	4	24	GTP	<u>P. Eng</u> / <u>A. Farfus</u>	BMW M Team RLL	BMW M Hybrid V8	78	1:42:11.818	3.692	0.788	42 1:11.863 98.587
5	5	31	GTP	<u>P. Derani</u> / <u>A. Sims</u>	Whelen Engineering Cadillac Racing	Cadillac V-Series.R	78	1:43:04.277	56.151	52.459	26 1:11.750 98.742
6	6	60	GTP	<u>T. Blomqvist</u> / C. Braun	Meyer Shank Racing w/ Curb Agajanian	Acura ARX-06	77	1:42:20.204	1 Lap	1 Lap	25 1:11.616 98.927
7	7	10	GTP	<u>R. Taylor</u> / <u>F. Albuquerque</u>	Konica Minolta Acura ARX-06	Acura ARX-06	76	1:38:30.306	Not Running	57	1:11.808 98.663
8	1	14	GTDPRO	<u>J. Hawksworth</u> / <u>B. Barnicoat</u>	Vasser Sullivan	Lexus RC F GT3	73	1:42:45.051	5 Laps	3 Laps	46 1:19.025 89.652
9	2	3	GTDPRO	<u>A. Garcia</u> / J. Taylor	Corvette Racing	Chevrolet Corvette C8.R	73	1:42:47.836	5 Laps	2.785	12 1:19.087 89.582
10	3	9	GTDPRO	K. Bachler / <u>P. Pilet</u>	Pfaff Motorsports	Porsche 911 GT3 R	73	1:42:48.635	5 Laps	0.799	20 1:18.900 89.794
11	1	1	GTD	<u>B. Sellers</u> / <u>M. Snow</u>	Paul Miller Racing	BMW M4 GT3	73	1:42:55.747	5 Laps	7.112	33 1:19.089 89.580
12	2	27	GTD	<u>R. De Angelis</u> / <u>M. Sorensen</u>	Heart of Racing Team	Aston Martin Vantage GT3	73	1:43:00.215	5 Laps	4.468	45 1:19.011 89.668
13	4	23	GTDPRO	<u>R. Gunn</u> / A. Riberas	Heart of Racing Team	Aston Martin Vantage GT3	73	1:43:11.296	5 Laps	11.081	13 1:18.984 89.699
14	3	12	GTD	<u>F. Montecalvo</u> / A. Telitz	Vasser Sullivan	Lexus RC F GT3	73	1:43:12.885	5 Laps	1.589	33 1:18.959 89.727
15	4	32	GTD	<u>M. Skeen</u> / M. Grenier	Team Korthoff Motorsports	Mercedes-AMG GT3	72	1:42:13.775	6 Laps	1 Lap	33 1:19.552 89.058
16	5	57	GTD	<u>R. Ward</u> / P. Ellis	Winward Racing	Mercedes-AMG GT3	72	1:42:14.953	6 Laps	1.178	52 1:19.299 89.342
17	6	70	GTD	<u>B. Iribe</u> / F. Schandorff	Inception Racing	McLaren 720S GT3 EVO	72	1:42:16.829	6 Laps	1.876	31 1:18.864 89.835
18	7	78	GTD	<u>M. Goikhberg</u> / L. Spinelli	Forte Racing Powered by USRT	Lamborghini Huracan GT3 EVO2	72	1:42:18.073	6 Laps	1.244	63 1:19.097 89.571
19	8	96	GTD	<u>P. Gallagher</u> / R. Foley	Turner Motorsport	BMW M4 GT3	72	1:42:22.832	6 Laps	4.759	49 1:19.733 88.856
20	9	66	GTD	<u>S. Monk</u> / K. Legge	Gradient Racing	Acura NSX GT3	72	1:42:25.656	6 Laps	2.824	62 1:18.786 89.924
21	10	77	GTD	<u>A. Brynjolfsson</u> / T. Hindman	Wright Motorsports	Porsche 911 GT3 R	72	1:42:49.242	6 Laps	23.586	49 1:19.436 89.188
22	5	79	GTDPRO	<u>D. Juncadella</u> / J. Gounon	WeatherTech Racing	Mercedes-AMG GT3	72	1:42:55.031	6 Laps	5.789	32 1:19.733 88.856
23	11	97	GTD	<u>B. Auberlen</u> / <u>C. Hull</u>	Turner Motorsport	BMW M4 GT3	72	1:42:58.182	6 Laps	3.151	46 1:19.050 89.624
24	12	91	GTD	<u>A. Mefni</u> / K. van Berlo	Kellymoss with Riley	Porsche 911 GT3 R	71	1:42:15.722	7 Laps	1 Lap	43 1:19.227 89.424
25	13	92	GTD	A. Udell / <u>J. Bleekemolen</u>	Kellymoss with Riley	Porsche 911 GT3 R	71	1:42:19.247	7 Laps	3.525	51 1:19.559 89.050
26	8	01	GTP	<u>S. Bourdais</u> / R. van der Zande	Cadillac Racing	Cadillac V-Series.R	Not Running				



ACURA Grand Prix of Long Beach

Long Beach Street Course / 1.968 miles
April 8 - 11, 2022 / Long Beach, California



IMSA WeatherTech SportsCar Championship

Race Official Results (1 Hours 40 Minutes)

* Bold: Starting Driver / *Italic*: Fastest Lap Driver / Underline: Qualifying Driver

Pos	Pic	Nr.	Class	Drivers*	Team	Vehicle	Laps	Total Time	Gap	Lap	Best Lap
1	1	01	DPi	R. van der Zande / <u><i>S. Bourdais</i></u>	Cadillac Racing	Cadillac DPi	73	1:40:48.134	-	16	1:10.317 100.755
2	2	02	DPi	<i>E. Bamber</i> / A. Lynn	Cadillac Racing	Cadillac DPi	73	1:40:51.895	3.761	3.761	65 1:11.018 99.760
3	3	5	DPi	T. Vautier / <i>R. Westbrook</i>	JDC Miller MotorSports	Cadillac DPi	73	1:40:57.182	9.048	5.287	66 1:11.062 99.698
4	4	60	DPi	<i>O. Jarvis</i> / T. Blomqvist	Meyer Shank Racing W/Curb-Agaianian	Acura DPi	73	1:40:58.148	10.014	0.966	67 1:11.163 99.557
5	5	31	DPi	<u><i>P. Derani</i></u> / T. Nunez	Whelen Engineering Racing	Cadillac DPi	73	1:40:58.669	10.535	0.521	66 1:10.685 100.230
6	6	10	DPi	R. Taylor / <u><i>F. Albuquerque</i></u>	Konica Minolta Acura ARX-05	Acura DPi	73	1:41:00.113	11.979	1.444	16 1:11.376 99.260
7	1	23	GTDPRO	R. Gunn / A. Riberas	Heart of Racing Team	Aston Martin Vantage GT3	69	1:41:03.483	4 Laps	4 Laps	60 1:19.010 89.669
8	2	14	GTDPRO	J. Hawksworth / <i>B. Barnicoat</i>	VasserSullivan	Lexus RC F GT3	69	1:41:04.948	4 Laps	1.465	37 1:19.206 89.447
9	1	1	GTD	<i>B. Sellers</i> / M. Snow	Paul Miller Racing	BMW M4 GT3	69	1:41:06.029	4 Laps	1.081	35 1:19.260 89.386
10	3	3	GTDPRO	A. Garcia / J. Taylor	Corvette Racing	Chevrolet Corvette C8.R	69	1:41:06.556	4 Laps	0.527	37 1:18.807 89.900
11	2	66	GTD	<i>M. Farnbacher</i> / M. Miller	Gradient Racing	Acura NSX GT3	69	1:41:07.915	4 Laps	1.359	32 1:19.048 89.626
12	3	12	GTD	F. Montecalvo / A. Telitz	VasserSullivan	Lexus RC F GT3	69	1:41:09.795	4 Laps	1.880	31 1:19.062 89.610
13	4	96	GTD	R. Foley / <i>B. Auberlen</i>	Turner Motorsport	BMW M4 GT3	69	1:41:20.121	4 Laps	7.215	38 1:19.330 89.307
14	5	16	GTD	R. Hardwick / <i>J. Heylen</i>	Wright Motorsports	Porsche 911 GT3R	69	1:41:24.456	4 Laps	4.335	39 1:19.274 89.371
15	6	32	GTD	M. Skeen / <i>S. McAleer</i>	Team Korthoff Motorsports	Mercedes-AMG GT3	69	1:41:26.206	4 Laps	1.750	41 1:19.200 89.454
16	7	99	GTD	R. Ferriol / <i>K. Legge</i>	Team Hardpoint	Porsche 911 GT3R	69	1:41:30.112	4 Laps	3.906	37 1:20.194 88.345
17	8	51	GTD	<i>R. Eversley</i> / A. Read	Rick Ware Racing	Acura NSX GT3	69	1:41:35.930	4 Laps	5.818	63 1:19.597 89.008
18	9	70	GTD	B. Irlbe / <i>F. Schandorff</i>	inception racing	McLaren 720S GT3	69	1:41:41.651	4 Laps	5.721	37 1:18.642 90.089
19	4	79	GTDPRO	C. MacNeill / <i>R. Marciello</i>	WeatherTech Racing	Mercedes-AMG GT3	69	1:41:46.311	4 Laps	4.660	32 1:18.617 90.117
20	10	34	GTD	K. Washington / <i>J. Sofronas</i>	GMG Racing	Porsche 911 GT3R	67	1:41:27.506	6 Laps	2 Laps	60 1:20.518 87.990
21	11	39	GTD	R. Megennis / <i>J. Westphal</i>	CarBahn with Peregrine Racing	Lamborghini Huracan GT3	57	1:24:35.420	Not Running		32 1:18.967 89.718
22	12	27	GTD	R. De Angelis / <i>M. Martin</i>	Heart of Racing Team	Aston Martin Vantage GT3	48	1:09:28.199	Not Running		32 1:18.843 89.859
23	13	59	GTD	J. Miller / P. Holton	Crucial Motorsports	McLaren 720S GT3	47	1:07:53.318	Not Running		4 1:19.570 89.038
24	14	57	GTD	R. Ward / <i>P. Ellis</i>	Winward Racing	Mercedes-AMG GT3	33	46:01.371	Not Running		32 1:19.925 88.643
25	5	9	GTDPRO	M. Campbell / <u><i>M. Jaminet</i></u>	Plaff Motorsports	Porsche 911 GT3R	29	38:45.533	Not Running		5 1:19.068 89.603
26	6	25	GTDPRO	<u><i>C. De Phillippi</i></u> / J. Edwards	BMW M Team RLL	BMW M4 GT3	69	1:41:12.906	4 Laps	3.111	5 1:18.961 89.725



ACURA Grand Prix of Long Beach

Long Beach Street Course / 1.968 miles
September 24 - 25, 2021 / Long Beach, California



IMSA WeatherTech SportsCar Championship

Race Results (1 Hours 40 Minutes)

* Bold: Starting Driver / *Italic*: Fastest Lap Driver / Underline: Qualifying Driver

Pos	Pic	Nr.	Class	Drivers*	Team	Vehicle	Laps	Total Time	Gap	Lap	Best Lap
1	1	31	DPi	<u><i>F. Negr</i></u> / P. Derani	Whelen Engineering Racing	Cadillac DPi	78	1:40:46.781	-	25	1:12.693 97.461
2	2	01	DPi	R. van der Zande <i>K. Magnussen</i>	Cadillac Chip Ganassi Racing	Cadillac DPi	78	1:40:57.733	10.952	7	1:12.661 97.504
3	3	5	DPi	<i>T. Vautier</i> / L. Duval	Mustang Sampling / JDC-Miller MotorSports	Cadillac DPi	78	1:41:02.650	15.869	4.917	45 1:13.245 96.727
4	4	10	DPi	<i>R. Taylor</i> / E. Albuquerque	Konica Minolta Acura ARX-05	Acura DPi	78	1:41:37.347	50.566	34.697	45 1:13.494 96.399
5	5	55	DPi	O. Jarvis / <i>H. Tincknell</i>	Mazda Motorsports	Mazda DPi	78	1:41:59.966	1:13.185	22.619	45 1:13.303 96.650
6	1	4	GTLM	T. Milner / <i>N. Tandy</i>	Corvette Racing	Chevrolet Corvette C8.R	75	1:41:11.579	3 Laps	3 Laps	63 1:17.315 91.635
7	2	3	GTLM	<i>A. Garcia</i> / J. Taylor	Corvette Racing	Chevrolet Corvette C8.R	75	1:41:12.330	3 Laps	0.751	63 1:17.405 91.528
8	3	79	GTLM	C. MacNeill / <i>M. Jaminet</i>	WeatherTech Racing	Porsche 911 RSR - 19	74	1:41:05.788	4 Laps	1 Lap	45 1:17.793 91.072
9	1	1	GTD	<i>B. Sellers</i> / M. Snow	Paul Miller Racing	Lamborghini Huracan GT3	73	1:41:17.351	5 Laps	1 Lap	44 1:20.138 88.407
10	2	9	GTD	Z. Robichon / <i>L. Vanthoor</i>	Plaff Motorsports	Porsche 911 GT3R	73	1:41:28.431	5 Laps	11.080	49 1:20.405 88.113
11	3	16	GTD	T. Hindman / <i>P. Long</i>	Wright Motorsports	Porsche 911 GT3R	73	1:41:28.817	5 Laps	0.386	70 1:20.226 88.310
12	4	14	GTD	A. Telitz / <i>J. Hawksworth</i>	VASSER SULLIVAN	Lexus RC F GT3	73	1:41:36.907	5 Laps	8.090	39 1:20.393 88.127
13	5	39	GTD	R. Heistand / <i>J. Westphal</i>	CarBahn with Peregrine Racing	Audi R8 LMS GT3	73	1:41:38.706	5 Laps	1.799	71 1:20.425 88.092
14	6	23	GTD	R. De Angelis / <i>R. Gunn</i>	Heart Of Racing Team	Aston Martin Vantage GT3	73	1:41:39.288	5 Laps	0.582	31 1:20.244 88.290
15	7	26	GTD	S. Aghakhani / <i>J. Eidson</i>	O'Gara Motorsport / USRT	Mercedes-AMG GT3	73	1:42:00.210	5 Laps	20.922	49 1:20.625 87.873
16	8	66	GTD	T. Bechtoldsheimer / <i>M. Miller</i>	Gradient Racing	Acura NSX GT3	73	1:42:00.768	5 Laps	0.558	61 1:20.580 87.922
17	9	88	GTD	R. Ferriol / <i>K. Legge</i>	Team Hardpoint	Porsche 911 GT3R	72	1:41:02.069	6 Laps	1 Lap	60 1:20.180 88.361
18	10	63	GTD	<i>C. Braun</i> / D. Mancinelli	Scuderia Corsa	Ferrari 488 GT3	72	1:41:09.858	6 Laps	7.789	36 1:20.390 88.130
19	11	76	GTD	M. McMurry / <i>M. Farnbacher</i>	Compass Racing	Acura NSX GT3	72	1:41:22.181	6 Laps	12.323	40 1:20.681 87.812
20	12	27	GTD	I. James / <i>A. Riberas</i>	Heart of Racing Team	Aston Martin Vantage GT3	72	1:41:27.372	6 Laps	5.191	30 1:20.904 87.570
21	13	12	GTD	F. Montecalvo / <i>Z. Veach</i>	VASSER SULLIVAN	Lexus RC F GT3	72	1:41:28.059	6 Laps	0.687	34 1:20.730 87.759
22	14	44	GTD	J. Potter / <i>A. Lally</i>	Magnus with Archangel	Acura NSX GT3	71	1:41:05.891	7 Laps	1 Lap	33 1:21.783 86.629
23	15	34	GTD	K. Washington / <i>J. Sofronas</i>	GMG Racing	Porsche 911 GT3R	70	1:41:57.645	8 Laps	1 Lap	66 1:22.084 86.311
24	16	96	GTD	<i>B. Auberlen</i> / R. Foley	Turner Motorsport	BMW M6 GT3	69	1:41:15.083	9 Laps	1 Lap	4 1:21.324 87.118
25	6	60	DPi	<u><i>D. Cameron</i></u> / O. Pla	Meyer Shank Racing w/Curb-Agaianian	Acura DPi	68	1:30:45.786	Not Running		42 1:12.810 97.305
26	17	19	GTD	<u><i>M. Gokhberg</i></u> / F. Perera	GRT Grasser Racing Team	Lamborghini Huracan GT3	25	36:33.246	Not Running		23 1:20.826 87.654



BUBBA burger® Sports Car Grand Prix at Long Beach

Long Beach Street Course / 1.968 miles
April 12 - 13, 2019 / Long Beach, California

IMSA WeatherTech SportsCar Championship



Race Unofficial Results (1 Hours 40 Minutes)

* Bold: Starting Driver / Italic: Fastest Lap Driver / Underline: Qualifying Driver

Pos	Pic	Nr.	Class	Drivers*	Team	Vehicle	Laps	Total Time	Gap	Lap	Time	Mph	
1	1	5	DPI	J. Barbosa / <i>F. Albuquerque</i>	Mustang Sampling Racing	Cadillac DPi	73	1:41:01.368	-	-	43	1:12.879	97.213
2	2	7	DPI	<i>R. Taylor</i> / H. Castroneves	Acura Team Penske	Acura DPi	73	1:41:02.108	0.740	0.740	49	1:12.600	97.586
3	3	6	DPI	J. Montoya / <i>D. Cameron</i>	Acura Team Penske	Acura DPi	73	1:41:03.241	1.873	1.133	49	1:12.633	97.542
4	4	77	DPI	<i>O. Jarvis</i> / T. Nunez	Mazda Team Joest	Mazda DPi	73	1:41:22.434	21.066	19.193	49	1:12.766	97.364
5	5	84	DPI	S. Trummer / <i>S. Simpson</i>	JDC-Miller Motorsports	Cadillac DPi	73	1:41:26.851	25.483	4.417	49	1:13.125	96.886
6	6	31	DPI	F. Nasr / <i>P. Derani</i>	Whelen Engineering Racing	Cadillac DPi	73	1:41:36.648	35.280	9.797	36	1:11.932	98.492
7	7	50	DPI	<i>W. Owen</i> / K. Kaiser	Juncos Racing	Cadillac DPi	72	1:41:21.540	1 Lap	1 Lap	34	1:13.443	96.466
8	1	912	GTLM	<i>E. Bamber</i> / L. Vanthoor	Porsche GT Team	Porsche 911 RSR	72	1:42:16.178	1 Lap	54.638	38	1:17.302	91.650
9	2	3	GTLM	<i>J. Magnussen</i> / A. Garcia	Corvette Racing	Chevrolet Corvette C7.R	72	1:42:20.651	1 Lap	4.473	34	1:17.373	91.566
10	3	4	GTLM	O. Gavin / <i>T. Milner</i>	Corvette Racing	Chevrolet Corvette C7.R	72	1:42:20.797	1 Lap	0.146	19	1:17.215	91.754
11	4	66	GTLM	<i>D. Mueller</i> / S. Bourdais	Ford Chip Ganassi Racing	Ford GT	71	1:40:58.743	Not Running	20	1:17.518	91.395	
12	5	911	GTLM	<i>P. Pilet</i> / N. Tandy	Porsche GT Team	Porsche 911 RSR	71	1:41:05.401	2 Laps	6.658	20	1:17.410	91.523
13	6	67	GTLM	R. Briscoe / <i>R. Westbrook</i>	Ford Chip Ganassi Racing	Ford GT	71	1:41:06.216	2 Laps	0.815	40	1:17.596	91.303
14	7	25	GTLM	<i>T. Blomqvist</i> / <i>C. De Phillippi</i>	BMW Team RLL	BMW M8 GTE	71	1:41:12.267	2 Laps	6.051	19	1:17.836	91.022
15	8	55	DPI	J. Bomarito / <i>H. Tincknell</i>	Mazda Team Joest	Mazda DPi	71	1:41:23.935	2 Laps	11.668	51	1:12.330	97.951
16	8	24	GTLM	<i>J. Krohn</i> / J. Edwards	BMW Team RLL	BMW M8 GTE	71	1:42:07.781	2 Laps	43.846	16	1:17.739	91.135
17	9	85	DPI	M. Goikhberg / <i>T. Vautier</i>	JDC-Miller Motorsports	Cadillac DPi	68	1:41:28.113	5 Laps	3 Laps	32	1:12.412	97.840
18	10	10	DPI	<i>R. Van Der Zande</i> / J. Taylor	Konica Minolta Cadillac DPi-V.R.	Cadillac DPi	30	47:12.508	Not Running	20	1:13.366	96.567	
19	11	54	DPI	J. Bennett / <i>C. Braun</i>	CORE autosport	Nissan DPi	Not Running	Not Running	Not Running	Not Running	Not Running	Not Running	Not Running

Pole Position				1:11.332	99.2 Mph
H. Castroneves					

Fastest Laps by Class						
DPI	Pipo Derani	Lap	36	1:11.932	98.492 Mph	
GTLM	Oliver Gavin	Lap	19	1:17.215	91.754 Mph	

Circuit Records by Class						
DPI	Pipo Derani	04-13-2019	1:11.932	98.4 Mph		
GTLM	Oliver Gavin	04-13-2019	1:17.215	91.7 Mph		

13-Apr-19 3:48 PM

Total FCY Laps: 11 Track Status: DRY

Page 1 / 1



BUBBA burger® Sports Car Grand Prix at Long Beach

Long Beach Street Course / 1.968 miles
April 13 - 14, 2018 / Long Beach, California

IMSA WeatherTech SportsCar Championship



Race Unofficial Results (2 Hours)

* Bold: Starting Driver / Italic: Fastest Lap Driver / Underline: Qualifying Driver

Pos	Pic	Nr.	Class	Drivers*
1	1	5	P	F. Albuquerque / <i>J. Barbosa</i>
2	2	2	P	S. Sharp / R. Dalziel
3	3	10	P	R. Van Der Zande / J. Taylor
4	4	77	P	O. Jarvis / T. Nunez
5	5	6	P	D. Cameron / J. Montoya
6	6	7	P	H. Castroneves / R. Taylor
7	7	31	P	F. Nasr / E. Curran
8	8	99	P	S. Simpson / M. Goikhberg
9	9	55	P	J. Bomarito / H. Tincknell
10	10	54	P	J. Bennett / C. Braun
11	1	4	GTLM	O. Gavin / T. Milner
12	2	67	GTLM	R. Briscoe / R. Westbrook
13	3	66	GTLM	J. Hand / D. Mueller
14	4	3	GTLM	J. Magnussen / A. Garcia
15	5	24	GTLM	J. Krohn / J. Edwards
16	6	911	GTLM	P. Pilet / N. Tandy
17	11	52	P	S. Saavedra / G. Yacamán
18	7	912	GTLM	E. Bamber / L. Vanthoor
19	8	25	GTLM	A. Sims / C. De Phillippi
20	12	22	P	J. van Overbeek / P. Derani
21	13	85	P	<i>S. Trummer</i> / R. Alon
22	14	38	P	J. French / K. Masson

Fastest Laps by Class				Lap	32	1:13.492	96.402 Mph	
P				Felipe Nasr				
GTLM				Joey Hand	Lap	12	1:17.640	91.251 Mph

Fastest Laps by Class			
P	Felipe Nasr	Lap 32	1:13.492 96.402 Mph
GTLM	Joey Hand	Lap 12	1:17.640 91.251 Mph

14-Apr-18 2:49 PM

Track Status: DRY

Page 1 / 1





BUBBA burger® Sports Car Grand Prix at Long Beach
Long Beach Street Course / 1.968 miles
April 7 - 8, 2017 / Long Beach, California



IMSA WeatherTech SportsCar Championship

Race Official Results

* Bold: Starting Driver / Italic: Fastest Lap Driver / Underline: Qualifying Driver

Pos	Pic	Nr.	Class	Drivers*	Team	Car	Laps	Total Time	Gap	Best Lap				
										Lap	Time	Mph		
1	1	10	P	<u>R. Taylor</u> / <u>J. Taylor</u>	Konica Minolta Cadillac DPi-V.R	Cadillac DPi	63	1:40:37.481		55	1:14.527	95.0		
2	2	2	P	<u>S. Sharp</u> / <u>R. Dalziel</u>	Tequila Patron ESM	Nissan DPi	63	1:40:43.830	6.349	56	1:14.367	95.2		
3	3	55	P	<u>T. Nunez</u> / <u>J. Bomarito</u>	Mazda Motorsports	Mazda DPi	63	1:40:53.216	15.735	52	1:15.220	94.1		
4	4	85	P	<u>S. Simpson</u> / <u>M. Golikhberg</u>	JDC-Miller Motorsports	ORECA LMP2	63	1:40:55.657	18.176	56	1:14.509	95.0		
5	5	52	P	<u>T. Kimber-Smith</u> / <u>W. Owen</u>	PR1/Mathiasen Motorsports	Ligier LMP2	63	1:41:43.222	105.741	47	56.5	60	1:16.042	93.1
6	1	4	GTLM	<u>O. Gavin</u> / <u>T. Milner</u>	Corvette Racing	Chevrolet Corvette C7.R	63	1:41:46.880	109.399	36.58	54	1:18.506	90.2	
7	2	67	GTLM	<u>R. Briscoe</u> / <u>R. Westbrook</u>	Ford Chip Ganassi Racing	Ford GT	63	1:41:48.710	1:11.229	1.830	55	1:18.662	90.0	
8	3	912	GTLM	<u>K. Estre</u> / <u>L. Vanthoor</u>	Porsche GT Team	Porsche 911 RSR	63	1:41:49.354	1:11.873	0.644	17	1:18.288	90.4	
9	4	25	GTLM	<u>B. Auberlen</u> / <u>A. Sims</u>	BMW Team RLL	BMW M6 GTLM	63	1:41:51.719	1:14.238	2.365	10	1:18.377	90.4	
10	5	3	GTLM	<u>J. Magnussen</u> / <u>A. Garcia</u>	Corvette Racing	Chevrolet Corvette C7.R	63	1:42:02.490	125.009	10.771	19	1:18.522	90.2	
11	1	50	GTD	<u>C. MacNeil</u> / <u>G. Jeannette</u>	Riley Motorsports - WeatherTech Racing	Mercedes-AMG GT3	62	1:40:42.299	1 Laps	1 Laps	56	1:20.257	88.2	
12	2	33	GTD	<u>B. Keating</u> / <u>J. Bleekemolen</u>	Riley Motorsports - Team AMG	Mercedes-AMG GT3	62	1:40:49.791	1 Laps	7.492	56	1:20.250	88.2	
13	6	911	GTLM	<u>P. Pilet</u> / <u>D. Werner</u>	Porsche GT Team	Porsche 911 RSR	62	1:40:55.147	1 Laps	5.356	19	1:18.790	89.9	
14	3	63	GTD	<u>C. Nielsen</u> / <u>A. Balzan</u>	Scuderia Corsa	Ferrari 488 GT3	62	1:40:58.747	1 Laps	3.600	19	1:20.657	87.8	
15	7	24	GTLM	<u>J. Edwards</u> / <u>M. Tomczyk</u>	BMW Team RLL	BMW M6 GTLM	62	1:41:00.982	1 Laps	2.235	19	1:18.941	89.7	
16	4	73	GTD	<u>P. Lindsey</u> / <u>J. Bergmeister</u>	Park Place Motorsports	Porsche 911 GT3 R	62	1:41:02.691	1 Laps	1.709	52	1:20.507	87.9	
17	5	991	GTD	<u>W. Henzler</u> / <u>J. Heylen</u>	TRG	Porsche 911 GT3 R	62	1:41:08.016	1 Laps	5.325	19	1:20.660	87.8	
18	6	14	GTD	<u>S. Pruett</u> / <u>S. Karam</u>	3GT Racing	Lexus RCF GT3	62	1:41:12.851	1 Laps	4.835	51	1:21.037	87.4	
19	7	93	GTD	<u>A. Lally</u> / <u>K. Legge</u>	Michael Shank Racing w/ Curb-Agajanian	Acura NSX GT3	62	1:41:13.104	1 Laps	0.253	20	1:20.435	88.1	
20	8	16	GTD	<u>J. Mul</u> / <u>C. Lewis</u>	Change Racing	Lamborghini Huracan GT3	62	1:41:47.271	1 Laps	34.167	20	1:20.592	87.9	
21	6	70	P	<u>T. Long</u> / <u>J. Miller</u>	Mazda Motorsports	Mazda DPi	62	1:41:52.960	1 Laps	5.689	55	1:15.093	94.3	
22	9	96	GTD	<u>B. Curtis</u> / <u>J. Klingmann</u>	Turner Motorsport	BMW M6 GT3	61	1:39:41.605	Not Running	52	1:20.994	87.4		
23	10	86	GTD	<u>J. Segal</u> / <u>O. Negri Jr.</u>	Michael Shank Racing w/ Curb-Agajanian	Acura NSX GT3	61	1:39:41.966	Not Running	51	1:20.909	87.5		
24	11	15	GTD	<u>R. Alon</u> / <u>J. Hawksworth</u>	3GT Racing	Lexus RCF GT3	61	1:39:43.367	Not Running	20	1:20.594	87.9		
25	12	28	GTD	<u>D. Morad</u> / <u>M. Christensen</u>	Alegra Motorsports	Porsche 911 GT3 R	61	1:40:39.053	2 Laps	55.686	50	1:20.244	88.2	
26	13	57	GTD	<u>L. Aschenbach</u> / <u>A. Davis</u>	Stevenson Motorsports	Audi R8 LMS GT3	61	1:40:46.847	2 Laps	7.794	59	1:20.527	87.9	
27	8	66	GTLM	<u>D. Mueller</u> / <u>J. Hand</u>	Ford Chip Ganassi Racing	Ford GT	61	1:41:03.928	2 Laps	17.081	38	1:18.207	90.5	
28	14	54	GTD	<u>J. Bennett</u> / <u>C. Braun</u>	CORE autosport	Porsche 911 GT3 R	61	1:41:13.538	2 Laps	9.610	52	1:20.920	87.5	
29	7	5	P	<u>J. Barbosa</u> / <u>C. Fittipaldi</u>	Mustang Sampling Racing	Cadillac DPi	61	1:41:46.536	2 Laps	32.998	20	1:15.192	94.1	
30	15	75	GTD	<u>B. Said</u> / <u>T. Vautier</u>	SunEnergy1 Racing	Mercedes-AMG GT3	60	1:40:43.298	3 Laps	1 Laps	50	1:20.206	88.3	
31	16	48	GTD	<u>B. Sellers</u> / <u>M. Snow</u>	Paul Miller Racing	Lamborghini Huracan GT3	53	1:41:09.027	10 Laps	7 Laps	19	1:20.501	87.9	
32	8	31	P	<u>D. Cameron</u> / <u>E. Curran</u>	Whelen Engineering Racing	Cadillac DPi	41	1:08:09.347	Not Running	21	1:15.540	93.7		
33	9	22	P	<u>E. Brown</u> / <u>J. van Overbeek</u>	Tequila Patron ESM	Nissan DPi	2	4:43.161	Not Running					
34	9	62	GTLM	<u>T. Vilander</u> / <u>G. Fisichella</u>	Risi Competizione	Ferrari 488 GTE			Not Running					

Time of Race: 1:40:58.937 / Margin of Victory: 2.958									
POS	ST POS	CAR NO	CLASS	CLASS POS	DRIVERS	TEAM/CAR /SPONSOR	NO LAPS	FASTEST LAP	STATUS
1	2	10	P	1	Ricky Taylor Jordan Taylor	No. 10 Konica Minolta Corvette DP for Wayne Taylor Racing Chevrolet Corvette DP	75	01:15.773	Running
2	1	5	P	2	Christian Fittipaldi Joao Barbosa	Action Express Racing Chevrolet Corvette DP	75	01:15.712	Running
3	4	31	P	3	Eric Curran Dane Cameron	Action Express Racing Chevrolet Corvette DP	75	01:15.279	Running
4	3	70	P	4	Tom Long Joel Miller	SpeedSource Mazda Prototype	75	01:16.024	Running
5	7	55	P	5	Tristan Nunez Jonathan Bomarito	Mazda Motorsports Mazda Prototype	75	01:15.860	Running
6	6	90	P	6	Marc Goossens Ryan Hunter-Reay	VisitFlorida Racing Chevrolet Corvette DP	75	01:16.532	Running
7	8	60	P	7	John Pew Oswaldo Negri Jr.	Michael Shank Racing w/Curb-Agajanian Honda HPD Ligier JS P2	75	01:16.550	Running
8	9	85	PC	1	Misha Goikhberg Stephen Simpson	JDC-Miller Motorsports ORECA FLM09	74	01:17.287	Running
9	10	8	PC	2	Alex Popow Renger van Der Zande	Starworks Motorsport ORECA FLM09	74	01:17.482	Running
10	13	38	PC	3	James French Kyle Marcelli	Performance Tech Motorsports	73	01:17.244	Not Running

ORECA FLM09									
11	18	911	GTLM	1	Patrick Pilet Nick Tandy	Porsche North America Porsche 911 RSR	73	01:18.178	Running
12	11	20	PC	4	Tomy Drissi Johnny Mowlem	BARI Motorsports ORECA FLM09	73	01:18.293	Running
13	19	4	GTLM	2	Oliver Gavin Tommy Milner	Corvette Racing Chevrolet Corvette C7.R	73	01:18.734	Running
14	22	62	GTLM	3	Giancarlo Fisichella Toni Vilander	Risi Competizione Ferrari 488 GTE	72	01:19.141	Running
15	24	67	GTLM	4	Richard Westbrook Ryan Briscoe	Ford Chip Ganassi Racing Ford GT	72	01:18.228	Running
16	16	25	GTLM	5	Bill Auberlen Dirk Werner	BMW Team RLL BMW M6 GTLM	72	01:18.279	Running
17	23	68	GTLM	6	Alessandro Balzan Daniel Serra	Scuderia Corsa Ferrari 488 GTE	72	01:18.646	Running
18	15	88	PC	5	Mark Kvamme Ashley Freiberg	Starworks Motorsport ORECA FLM09	71	01:19.921	Running
19	14	52	PC	6	Robert Alon Tom Kimber-Smith	PR1/Mathiasen Motorsports ORECA FLM09	71	01:17.330	Running
20	17	912	GTLM	7	Earl Bamber Frederick Makowiecki	Porsche North America Porsche 911 RSR	70	01:18.052	Not Running
21	25	66	GTLM	8	Joey Hand Dirk Muller	Ford Chip Ganassi Racing Ford GT	70	01:17.934	Running

22	20	3	GTLM	9	Jan Magnussen Antonio Garcia	Corvette Racing Chevrolet Corvette C7.R	65	01:18.533	Not Running
23	21	100	GTLM	10	Lucas Luhr John Edwards	BMW Team RLL BMW M6 GTLM	64	01:18.500	Not Running
24	5	0	P	8	Andy Meyrick Katherine Legge	Panoz DeltaWing Racing DeltaWing DWC13	56	01:17.028	Not Running
25	12	54	PC	7	Jonathan Bennett Colin Braun	CORE autosport ORECA FLM09	35	01:17.280	Not Running

RACE LENGTH AND AVERAGE SPEEDS

CLASS	LAPS	TOTAL DISTANCE (MI)	TIME	SPEED (MPH)
P	75	147.600	100:58.937	87.699
PC	74	145.632	101:43.466	85.898
GTLM	73	143.664	102:01.284	84.491

FASTEST DRIVER

CLASS	NAME
GTLM	DIRK MULLER
P	DANE CAMERON
PC	KYLE MARCELLI

NOTES

LAP LEADERS

LAPS	CAR	LAPS	CAR
------	-----	------	-----



Tequila Patrón Sports Car Showcase at Long Beach

Long Beach Street Circuit / 1.968 miles
April 17 - 18, 2015 / Long Beach, California

TUDOR United SportsCar Championship



Official Race Report

Time of race: 1:40:59.571 / Margin of victory: 3.300

Pos	St Pos	Car No	Class	Class Pos	Drivers / Hometown	Team / Car / Sponsor	No Laps	Status
1	1	10	P	1	Jordan Taylor / Apopka, FL Ricky Taylor / Apopka, FL	No.10 Konica Minolta Corvette DP for Wayne T Corvette DP Konica Minolta	78	Running
2	2	01	P	2	Joey Hand / Sacramento, CA Scott Pruett / Auburn, CA	Chip Ganassi Racing with Felix Sabates Ford EcoBoost Riley DP Ford EcoBoost Riley	78	Running
3	4	90	P	3	Richard Westbrook / London, England Michael Valiante / Burnaby, Canada	VisitFlorida.com Racing Corvette DP VisitFlorida.com	78	Running
4	5	31	P	4	Eric Curran / Sarasota, FL Dane Cameron / Charlotte, NC	Action Express Racing, Coyote DP Corvette DP Whelen Engineering/ Team Fox	78	Running
5	3	5	P	5	Joao Barbosa / Porto, Portugal Christian Fittipaldi / Sao Paolo, Brazil	Action Express Racing, Coyote DP Corvette DP Mustang Sampling	78	Running
6	7	60	P	6	John Pew / Palm Beach, FL Oswaldo Negri Jr. / Aventura, FL	Michael Shank Racing with Curb/Agajanian Honda HPD Ligier JS P2	76	Running
7	10	25	GTLM	1	Bill Auberlen / Redondo Beach, CA Dirk Werner / Hanover, Germany	BMW Team RLL BMW Z4 GTE IHG Rewards Club	76	Running
8	12	62	GTLM	2	Pierre Kaffer / Germany Giancarlo Fisichella / Rome, Italy	Risi Competizione Ferrari F458 Italia	76	Running
9	13	3	GTLM	3	Jan Magnussen / Roskilde, Denmark Antonio Garcia / Barcelona, Spain	Corvette Racing Chevrolet Corvette C7.R Corvette C7.R	75	Running
10	16	911	GTLM	4	Patrick Pilet / Auch, France Frédéric Makowiecki / Arras, France	Porsche North America Porsche 911 RSR Porsche North America	75	Running
11	11	24	GTLM	5	John Edwards / Cincinnati, OH Lucas Luhr / Rhineland-Palatinate, Germany	BMW Team RLL BMW Z4 GTE IHG Rewards Club	75	Running
12	17	17	GTLM	6	Bryan Sellers / Atlanta, GA Wolf Henzler / Nürtingen, Germany	Team Falken Tire Porsche 911 RSR Falken Tire	75	Running
13	9	07	P	7	Tom Long / Raleigh, NC Joel Miller / Hesperia, CA	SpeedSource Mazda Prototype Mazda/ Castrol/ ModSpace	75	Running
14	14	4	GTLM	7	Oliver Gavin / Yardley Hastings, England Tommy Milner / Ashburn, VA	Corvette Racing Chevrolet Corvette C7.R Corvette C7.R	74	Running



Tequila Patrón Sports Car Showcase at Long Beach

Long Beach Street Circuit / 1.968 miles
April 11 - 12, 2014 / Long Beach, California

TUDOR United SportsCar Championship



Race Report

Time of race: 1:40:46.184 / Margin of victory: 0.759

Pos	St Pos	Car No	Class	Class Pos	Drivers / Hometown	Team / Car / Sponsor	No Laps	Status
1	1	01	P	1	Scott Pruett / Auburn, CA Memo Rojas / Mexico City, Mexico	Chip Ganassi Racing Ford EcoBoost/Riley Telcel	77	Running
2	5	10	P	2	Ricky Taylor / Apopka, FL Jordan Taylor / Apopka, FL	Wayne Taylor Racing Corvette DP Konica Minolta	77	Running
3	3	5	P	3	Joao Barbosa / Porto, Portugal Christian Fittipaldi / Sao Paolo, Brazil	Action Express Racing Corvette DP	77	Running
4	4	42	P	4	Olivier Pla / Toulouse, France Gustavo Yacaman / Colombia	OAK Racing Nissan Morgan	77	Running
5	6	90	P	5	Richard Westbrook / London, England Michael Valiante / Burnaby, BC	Spirit of Daytona Corvette DP	77	Running
6	8	1	P	6	Scott Sharp / West Palm Beach, FL Ryan Dalziel / Orlando, FL	Extreme Speed Motorsports HPD ARX-03b Tequila Patrón	76	Not Running
7	7	2	P	7	Ed Brown / Boca Raton, FL Johannes van Overbeek / Oakland, CA	Extreme Speed Motorsports HPD ARX-03b Tequila Patrón	76	Running
8	9	3	GTLM	1	Jan Magnussen / Roskilde, Denmark Antonio Garcia / Barcelona, Spain	Corvette Racing Chevrolet Corvette C7.R Compuware	75	Running
9	11	56	GTLM	2	Dirk Müller / Tägerwilen, Switzerland John Edwards / Cincinnati, OH	BMW Team RLL BMW Z4 GTE	75	Running
10	12	4	GTLM	3	Oliver Gavin / Yardley Hastings, England Tommy Milner / Lake Mary, FL	Corvette Racing Chevrolet Corvette C7.R Compuware	75	Running
11	14	911	GTLM	4	Nick Tandy / Bedford, United Kingdom Richard Lietz / Ybbsitz, Austria	Porsche North America Porsche 911 RSR	75	Running
12	15	912	GTLM	5	Patrick Long / Thousand Oaks, CA Michael Christensen / Karlsunde, Denmark	Porsche North America Porsche 911 RSR	75	Running
13	10	55	GTLM	6	Bill Auberlen / Redondo Beach, CA Andy Priaulx / Guernsey, France	BMW Team RLL BMW Z4 GTE	75	Running



Tequila Patrón American Le Mans Series at Long Beach
Long Beach Street Circuit / 1.968 miles
April 19 - 20, 2013 / Long Beach, California



American Le Mans Series presented by Tequila Patrón

Unofficial Race Report


Class	Pos	Class	Car	Drivers	No Laps	Diff	Total Time	Best Time	In Lap	Make	Status
1	1	P1	6	Graf/(Luhr*)	80	-:---	2:00:23.577	1:13.662	5	HPD ARX-03a	Running
2	2	P1	12	Heldfeldt/(Jani*)	80	36.329	2:00:59.906	1:14.061	4	Lola B12/60	Running
3	1	PC	05	(Bennett)/Braun*	79	1 Laps	2:01:17.514	1:18.323	46	ORECA FLM09	Running
4	2	PC	52	(Guasch)/Diaz*	79	1 Laps	2:01:19.490	1:17.481	48	ORECA FLM09	Running
5	3	PC	9	Junqueira*/(Ende)	79	1 Laps	2:01:21.183	1:17.440	41	ORECA FLM09	Running
6	1	P2	01	Sharp*/(Cosmo)	79	1 Laps	2:01:33.715	1:17.771	46	HPD ARX-03b	Running
7	1	GT	55	Auberlen*/(Martin)	78	2 Laps	2:00:51.493	1:19.564	40	BMW Z4 GTE	Running
8	2	P2	02	(Brown)/van Overbeek*	78	2 Laps	2:00:52.695	1:17.705	55	HPD ARX-03b	Running
9	2	GT	56	Müller/(Hand*)	78	2 Laps	2:00:58.071	1:19.619	48	BMW Z4 GTE	Running
10	3	GT	91	(Goossens)/Farnbacher*	78	2 Laps	2:01:01.588	1:19.545	49	SRT Viper GTS-R	Running
11	4	GT	4	Gavin/(Milner*)	78	2 Laps	2:01:30.514	1:19.511 ‡	50	Chevrolet Corvette C6 ZR1	Running
12	5	GT	3	Magnussen*/(Garcia)	78	2 Laps	2:01:34.525	1:19.571	49	Chevrolet Corvette C6 ZR1	Running
13	6	GT	48	(Miller)/Holzer*	78	2 Laps	2:01:41.391	1:20.484	40	Porsche 911 GT3 RSR	Running
14	7	GT	23	(Sweedler)/Bell*	77	3 Laps	2:00:29.683	1:20.330	40	Ferrari F458 Italia	Running
15	8	GT	93	Bomarto*/(Wittmer)	77	3 Laps	2:00:47.231	1:19.585	45	SRT Viper GTS-R	Running
16	9	GT	62	(Beretta*)/Malucelli	77	3 Laps	2:00:58.748	1:19.669	49	Ferrari F458 Italia	Running
17	4	PC	7	(Drissi)/Mitchell*	77	3 Laps	2:01:17.290	1:19.462	41	ORECA FLM09	Running
18	5	PC	18	Nunez*/(Shears)	76	4 Laps	1:59:44.397	1:17.735	41	ORECA FLM09	Not Running
19	10	GT	17	Henzler/(Sellers*)	76	4 Laps	2:01:11.050	1:20.032	50	Porsche 911 GT3 RSR	Running
20	1	GTC	30	(Cisneros)/Edwards*	75	5 Laps	2:00:57.575	1:23.944	39	Porsche 911 GT3 Cup	Running
21	2	GTC	45	(Canache, Jr.)/Pumpelly*	75	5 Laps	2:00:59.705	1:23.767 ‡	57	Porsche 911 GT3 Cup	Running
22	3	GTC	44	(Wong)/von Moltke*/Pumpel	75	5 Laps	2:01:14.602	1:24.403	40	Porsche 911 GT3 Cup	Running
23	4	GTC	22	(MacNeil)/Bleekemolen*	75	5 Laps	2:01:15.651	1:23.941	73	Porsche 911 GT3 Cup	Running
24	5	GTC	68	(Curtis)/Stanton*	75	5 Laps	2:01:33.075	1:24.259	40	Porsche 911 GT3 Cup	Running
25	6	PC	8	Marcelli*/(Cumming)	75	5 Laps	2:01:37.416	1:17.239 ‡	41	ORECA FLM09	Running
26	6	GTC	27	(Dempsey)/Foster*	73	7 Laps	2:00:38.245	1:25.499	64	Porsche 911 GT3 Cup	Running
27	7	GTC	66	(Keating)/Faulkner*	73	7 Laps	2:00:57.139	1:23.859	56	Porsche 911 GT3 Cup	Running
28	3	P2	551	(Tucker)/Briscoe*	66	14 Laps	2:01:34.776	1:16.610	42	HPD ARX-03b	Running
29	8	GTC	11	(Hedlund)/Heylen*	62	18 Laps	2:00:25.442	1:23.775	47	Porsche 911 GT3 Cup	Running
30	4	P2	552	Tucker*/(Franchitti)	57	23 Laps	2:00:26.772	1:17.723	8	HPD ARX-03b	Running
31	3	P1	16	(Dyson)/Smith*	17	63 Laps	27:03.844	1:16.171	4	Lola B12/60	Not Running
32	9	GTC	99	Calvert-Jones*/(Ballou)	6	74 Laps	11:42.186	1:36.757	5	Porsche 911 GT3 Cup	Not Running
33	10	GTC	10	(Avenatti)/Faieta*	5	75 Laps	7:34.544	1:26.888	4	Porsche 911 GT3 Cup	Not Running

*Qualifying Driver (Starting Driver)


Margin of victory: 36.329 / Time of race: 2:00:23.577

‡ New race lap record

Fastest Drivers:		Green Challenge Winners:		Cautions		Lap Leaders:	
				Laps	Reason	Laps	Car
GT	Oliver Gavin	Prototype	#12 Rebellion Racing	11 - 16	Debris on course	1-32	12
GTC	Spencer Pumpelly	GT	#3 Corvette Racing	21 - 25	Car 16 stopped on course	33-34	91
P1	Lucas Luhr			28 - 33	Debris on course	35-42	05
P2	Ryan Briscoe					43-80	6
PC	Kyle Marcelli						



Paul Walter
Race Director



David Pees
IMSA Timing

Saturday, April 20, 2013

9:43 PM

Copyright IMSA Timing



Tequila Patrón American Le Mans Series at Long Beach
Long Beach Street Circuit / 1.968 miles / April 13 - 14, 2012 / Long Beach, California
American Le Mans Series presented by Tequila Patrón



Provisional Race Report

Class	Pos	Class	Car	Drivers	No Laps	Diff	Total Time	Best Time	In Lap	Make	Status
1	1	6	P1	(Luhr)/Graf	86	-:---	2:00:05.739	1:15.514	56	HPD ARX-03a	Running
2	2	16	P1	Dyson/(Smith)	86	43.659	2:00:49.398	1:16.303	9	Lola B12/60	Running
3	1	06	PC	(Popow)/Dalziel	85	1 Laps	2:01:14.492	1:19.111	55	Oreca FLM09	Running
4	2	5	PC	(Guasch)/Gidley	84	2 Laps	2:00:20.931	1:19.242	57	Oreca FLM09	Running
5	3	05	PC	(Bennett)/Braun	84	2 Laps	2:00:34.699	1:19.974	77	Oreca FLM09	Running
6	1	4	GT	Gavin/(Milner)	84	2 Laps	2:00:40.377	1:20.188 ‡	52	Chevrolet Corvette C6 ZR1	Running
7	2	56	GT	(Hand)/D. Müller	84	2 Laps	2:00:44.635	1:20.635	54	BMW E92 M3	Running
8	3	01	GT	Sharp/(van Overbeek)	84	2 Laps	2:00:47.256	1:20.386	58	Ferrari F458 Italia	Running
9	4	3	GT	Magnussen/(Garcia)	84	2 Laps	2:00:55.241	1:20.771	54	Chevrolet Corvette C6 ZR1	Running
10	1	055	P2	(Tucker)/Bouchut	83	3 Laps	2:00:06.976	1:18.748	71	HPD ARX-03b	Running
11	5	007	GT	Fernandez/(Turner)	83	3 Laps	2:00:18.628	1:22.099	62	Aston Martin Vantage	Running
12	6	17	GT	Henzler/(Sellers)	83	3 Laps	2:00:23.144	1:21.465	28	Porsche 911 GT3 RSR	Running
13	7	45	GT	Bergmeister/(Long)	83	3 Laps	2:00:38.053	1:20.963	63	Porsche 911 GT3 RSR	Running
14	8	48	GT	(Miller)/Maassen	83	3 Laps	2:00:39.248	1:21.314	74	Porsche 911 GT3 RSR	Running
15	3	20	P1	(Marsal)/Lux	83	3 Laps	2:00:52.854	1:18.588	72	Lola B11/66	Running
16	4	8	PC	Marcelli/(Downs)	83	3 Laps	2:00:57.163	1:19.000	72	Oreca FLM09	Running
17	2	37	P2	Plowman/(Hansson)	83	3 Laps	2:01:06.975	1:18.083	56	Morgan	Running
18	5	25	PC	Richard/(Ende)	82	4 Laps	2:01:05.279	1:21.063	34	Oreca FLM09	Running
19	3	95	P2	Tucker/(Diaz)	81	5 Laps	2:00:19.330	1:18.676	34	HPD ARX-03b	Running
20	9	44	GT	(Neiman)/Holzer	81	5 Laps	2:01:04.418	1:21.320	69	Porsche 911 GT3 RSR	Running
21	10	02	GT	(Brown)/Cosmo	80	6 Laps	2:00:35.314	1:20.812	56	Ferrari F458 Italia	Running
22	6	52	PC	Leitzinger/(Junco)	80	6 Laps	2:00:35.862	1:19.346	47	Oreca FLM09	Running
23	1	34	GTC	(LeSaffre)/Faulkner	79	7 Laps	2:00:14.601	1:24.218	69	Porsche 911 GT3 Cup	Running
24	2	22	GTC	(MacNeil)/Keen	79	7 Laps	2:00:17.708	1:24.441	68	Porsche 911 GT3 Cup	Running
25	3	11	GTC	(Cumming)/Valiante	79	7 Laps	2:00:39.309	1:24.535	75	Porsche 911 GT3 Cup	Running
26	4	32	GTC	Soironas/(Welch)	79	7 Laps	2:01:09.184	1:25.519	50	Porsche 911 GT3 Cup	Running
27	5	66	GTC	(Di Guida)/Pumpelly	77	9 Laps	2:01:06.934	1:23.819 ‡	46	Porsche 911 GT3 Cup	Running
28	6	24	GTC	Faieta/(Avenatti)	74	12 Laps	1:53:48.402	1:25.000	69	Porsche 911 GT3 Cup	Not Running
29	11	55	GT	(J. Müller)/Auberlen	71	15 Laps	2:00:27.425	1:20.702	15	BMW E92 M3	Running
30	7	9	PC	Junqueira/(Drissi)	69	17 Laps	2:00:36.358	1:18.154 ‡	49	Oreca FLM09	Running
31	12	23	GT	(Sweedler)/Bell	57	29 Laps	2:00:20.686	1:24.282	55	Lotus Evora	Running
32	8	7	PC	Kovacic/(Burgess)	35	51 Laps	52:39.218	1:20.589	25	Oreca FLM09	Not Running
33	4	54	P2	(Pappas)/Bleekemolen	1	85 Laps	2:43.145	2:29.933	1	Lola B11/80 HPD	Not Running

*Qualifying Driver (Starting Driver)

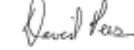
Margin of victory: 43.659 / Time of race: 2:00:05.739

‡ New race lap record

Fastest Drivers:		Green Challenge:		Cautions		Lap Leaders	
				Laps	Reason	Laps	Car
GT	Oliver Gavin	Prototype	Muscle Milk Pickett Racing	38 - 44	Car 7 Contact	1-18	16
GTC	Spencer Pumpelly	GT	Extreme Speed Motorsports			19-41	6
P1	Klaus Graf					42-57	16
P2	Martin Plowman					58-86	6
PC	Bruno Junqueira						



Paul Walter
Race Director



David Pees
IMSA Timing

Saturday, April 14, 2012

8:47 PM

Copyright IMSA Timing



Tequila Patrón American Le Mans Series at Long Beach
Long Beach Street Circuit / 1.968 miles / April 15-16, 2011 / Long Beach, California
American Le Mans Series presented by Tequila Patrón



Final Race Report

Pos	Class Pos	Car No	Class	Drivers	No Laps	Diff	Total Time	Best Time	In Lap	Make	Status
1	1	6	P1	(Luhr)/Graf*	83	----	2:01:23.764	1:16.449	19	Aston Martin Lola B08	Running
2	2	16	P1	(Dyson)/Smith*	83	24.624	2:01:48.388	1:17.207	25	Lola B09 86 Mazda	Running
3	1	06	PC	Jeannette*/(Gonzalez)	81	2 Laps	2:01:24.345	1:18.620 ‡	63	Oreca FLM09	Running
4	2	89	PC	Marcelli*/(Drissi)	81	2 Laps	2:01:29.550	1:20.104	23	Oreca FLM09	Running
5	1	56	GT	Mueller/(Hand*)	81	2 Laps	2:01:44.949	1:20.668	19	BMW M3 GT	Running
6	2	4	GT	(Gavin)/Magnussen*	81	2 Laps	2:01:46.868	1:20.552 ‡	56	Chevrolet Corvette Z	Running
7	3	62	GT	Melo*/(Vilander)	81	2 Laps	2:01:55.546	1:20.925	54	Ferrari F458 Italia	Running
8	4	17	GT	(Henzler*)/Sellers	80	3 Laps	2:01:25.285	1:21.004	20	Porsche 911 RSR	Running
9	3	63	PC	(Lux)/Julian*	80	3 Laps	2:01:30.171	1:19.453	22	Oreca FLM09	Running
10	5	3	GT	Beretta/(Milner*)	80	3 Laps	2:01:32.221	1:20.733	64	Chevrolet Corvette Z	Running
11	4	05	PC	(Bennett)/Montecalvo*	79	4 Laps	2:01:26.302	1:20.494	72	Oreca FLM09	Running
12	6	99	GT	(Junqueira*)/Da Matta	79	4 Laps	2:01:41.502	1:21.633	22	Jaquar XKR	Running
13	7	55	GT	(Auberlen*)/Werner	79	4 Laps	2:01:42.645	1:20.746	19	BMW M3 GT	Running
14	8	44	GT	Law/(Neiman*)	78	5 Laps	2:01:38.348	1:22.158	33	Porsche 911 RSR	Running
15	1	54	GTC	(Pappas)/Bleekemolen*	77	6 Laps	2:01:36.172	1:24.692	55	Porsche 911 GT3 Cu	Running
16	9	02	GT	(Brown)/Cosmo*	77	6 Laps	2:01:39.234	1:21.197	54	Ferrari 458 Italia	Running
17	2	23	GT	(Sweedler)/Keen*	77	6 Laps	2:01:40.338	1:24.688	58	Porsche 911 GT3 Cu	Running
18	5	52	PC	Figge*/(Maroney)	77	6 Laps	2:01:43.990	1:20.702	20	Oreca FLM09	Running
19	3	77	GTC	(Potter)/Stanton*	76	7 Laps	2:01:50.946	1:25.386	53	Porsche 911 GT3 Cu	Running
20	10	08	GT	Pastorelli/(Schwager*)	75	8 Laps	2:01:56.513	1:24.208	55	Lamborghini Gallardo	Running
21	4	11	GTC	Ham*/(Blackett)	71	12 Laps	2:01:35.678	1:26.195	49	Porsche 911 GT3 Cu	Running
22	11	01	GT	Sharp/(van Overbeek*)	70	13 Laps	1:44:42.122	1:21.199	20	Ferrari 458 Italia	Accident
23	5	68	GTC	von Moltke*/(Gaughan)	70	13 Laps	1:50:39.791	1:26.957	52	Porsche 911 GT3 Cu	Accident
24	12	48	GT	Miller/(Maassen*)	68	15 Laps	1:42:22.755	1:21.769	23	Porsche 911 RSR	Accident
25	1	33	P2	(Tucker)/Bouchut	45	38 Laps	1:12:56.588	1:20.349	44	Lola Honda	Retired
26	6	66	GTC	(Ende)/Pumpelly*	36	47 Laps	2:01:46.257	1:27.200	12	Porsche 911 GT3 Cu	Running
27	13	45	GT	Bergmeister/(Long*)	31	52 Laps	49:14.137	1:20.630	19	Porsche 911 RSR	Accident
28	14	98	GT	Jones/(Gentilozzi*)	2	81 Laps	3:03.813	1:24.548	2	Jaguar XKR	Accident
29	7	32	GTC	(Curtis)/Sofronas*	2	81 Laps	3:36.034	1:35.390	1	Porsche 911 GT3 Cu	Accident
30	2	055	P2	Tucker/(Diaz)	0	83 Laps	----	----	0	Lola Honda	DNS
31	6	18	PC	Nicolosi/(Boon)	0	83 Laps	----	----	0	Oreca FLM09	DNS

*Qualifying Driver (Starting Driver)
Margin of victory: 24.624 / Time of race: 2:01:23.764
‡ New race lap record

Fastest Drivers:	
GT	Jan Magnusser
GTC	Leh Keen
P1	Lucas Luhr
P2	Christophe Bou
PC	Gunnar Jeanne

Green Challenge:
Prototype Aston Martin Racing
GT BMW Team RLL

Beaux Barfield
Race Director

Lynda Polk
Chief of IMSA Timing

Saturday, April 16, 2011

7:56 PM

Copyright IMSA Timing



Tequila Patrón American Le Mans Series at Long Beach
Long Beach Street Circuit / 1.968 miles / April 16-17, 2010 / Long Beach, California
American Le Mans Series presented by Tequila Patrón



Provisional Race Report

Pos	Class Pos	Car No	Class	Drivers	No Laps	Diff	Total Time	Best Time	In Lap	Make	Status
1	1	1	P	(Brabham)/Pagenaud*	67	---	1:40:47.723	1:14.124 ‡	54	HPD ARX-01c	Running
2	2	007	P	(Primat)/Fernandez*	67	0.353	1:40:48.076	1:14.820	55	Lola B09 60 Aston Marti	Running
3	3	6	P	(Pickett)/Graf*	67	9.472	1:40:57.195	1:15.261	49	Porsche RS Spyder	Running
4	4	16	P	(Dyson)/Smith	67	10.903	1:40:58.626	1:14.881	49	Lola B09 86 Mazda	Running
5	1	99	PC	(Julian)/Jeannette*	66	1 Laps	1:41:15.136	1:19.144	31	Oreca FLM09	Running
6	2	55	PC	(Tucker)/Bouchut*	65	2 Laps	1:41:01.244	1:18.997 ‡	56	Oreca FLM09	Running
7	3	36	PC	(Hildebrand*)/Sutherland	65	2 Laps	1:41:14.735	1:19.191	28	Oreca FLM09	Running
8	1	45	GT	(Bergmeister)/Long*	65	2 Laps	1:41:29.467	1:21.058	47	Porsche 911 RSR	Running
9	5	12	P	(Drissi*)/Davis	65	2 Laps	1:41:32.251	1:17.797	29	Lola B06 10	Running
10	2	3	GT	Magnussen/(O'Connell*)	65	2 Laps	1:41:33.553	1:21.154	50	Chevrolet Corvette ZR1	Running
11	3	92	GT	(Auberlen*)/Milner	65	2 Laps	1:41:34.872	1:21.361	22	BMW M3 GT	Running
12	4	62	GT	Melo*/(Bruni)	65	2 Laps	1:41:36.111	1:21.233	32	Ferrari 430 GT	Running
13	5	90	GT	(Mueller)/Hand*	65	2 Laps	1:41:48.846	1:21.295	21	BMW M3 GT	Running
14	6	17	GT	Sellers/(Henzler*)	65	2 Laps	1:41:49.610	1:21.610	49	Porsche 911 RSR	Running
15	7	01	GT	Sharp*/(van Overbeek)	65	2 Laps	1:41:53.329	1:21.615	21	Ferrari 430 GT	Running
16	8	02	GT	(Brown)/Cosmo*	64	3 Laps	1:41:55.225	1:21.159	50	Ferrari 430 GT	Running
17	4	89	PC	Pagerey/(Wong*)	63	4 Laps	1:40:50.639	1:21.300	49	Oreca FLM09	Running
18	9	4	GT	(Beretta*)/Gavin	63	4 Laps	1:41:47.938	1:21.026	49	Chevrolet Corvette ZR1	Running
19	1	81	GTC	(Gonzalez)/Leitzinger*	63	4 Laps	1:41:53.148	1:25.309	52	Porsche 911 GT3 Cup	Running
20	2	32	GTC	(Curtis)/Sofronas*	63	4 Laps	1:41:54.901	1:25.409	53	Porsche 911 GT3 Cup	Running
21	3	23	GTC	(Sweedler)/Kapudija*	63	4 Laps	1:42:02.677	1:25.333	52	Porsche 911 GT3 Cup	Running
22	5	11	PC	(Bonilla)/Marcelli*	62	5 Laps	1:41:05.170	1:19.639	51	Oreca FLM09	Running
23	10	40	GT	D.Robertson/(Murry*)	62	5 Laps	1:41:31.940	1:23.064	2	Doran Ford GT-R	Running
24	4	88	GTC	Lewis*/(Vento)	62	5 Laps	1:41:46.032	1:25.794	51	Porsche 911 GT3 Cup	Running
25	6	8	P	(Drayson)/Cocker*	62	5 Laps	1:41:56.072	1:14.548	52	Lola B09 60	Running
26	5	48	GTC	Miller*/(McMullen)	61	6 Laps	1:41:47.000	1:25.251	48	Porsche 911 GT3 Cup	Running
27	6	69	GTC	(Rodriguez)/Bieker*	61	6 Laps	1:41:56.675	1:25.374	51	Porsche 911 GT3 Cup	Running
28	7	80	GTC	Gonzalez/(Diaz*)	60	7 Laps	1:41:05.000	1:25.854	55	Porsche 911 GT3 Cup	Running
29	8	54	GTC	(Pappas)/Bleekemolen*	60	7 Laps	1:41:12.905	1:24.152 ‡	60	Porsche 911 GT3 Cup	Running
30	7	37	P	(J.Field*)/C.Field	48	19 Laps	1:17:17.180	1:16.627	17	Lola B06 10	Not Running
31	9	63	GTC	(Richard)/Lally*	48	19 Laps	1:40:52.567	1:25.503	36	Porsche 911 GT3 Cup	Running
32	11	75	GT	(Gentilozzi)/Dalziel*	45	22 Laps	1:41:23.052	1:26.755	3	Jaguar XKRS	Running
33	12	44	GT	Law*/(Neiman)	28	39 Laps	53:23.310	1:22.449	24	Porsche 911 RSR	Drive Train
34	10	28	GTC	(Beggs*)/Baron	6	61 Laps	9:58.609	1:29.019	2	Porsche 911 GT3 Cup	Mechanical
35	6	52	PC	Mowlem*/(Papadopoulos)	3	64 Laps	7:17.072	1:22.275	2	Oreca FLM09	Accident
36	7	95	PC	Tucker*/(Hunter-Reay)	0	67 Laps	---	---	0	Oreca FLM09	DNS

*Qualifying Driver (Starting Driver)
Margin of victory: 0.353 / Time of race: 1:40:47.723
‡ New race lap record

Fastest Drivers:	
GT	Oliver Gavin
GTC	Jeroen Bleekemolen
P	Simon Pagenaud
PC	Christophe Bouchut

Cautions Laps	Reason
4 - 5	Car 52 off course
8 - 12	Car 16 off course
35 - 42	Cars 44 off course

Green Challenge	
Prototype	Muscle Milk Team Cytospo
GT	Flying Lizard Motorsports

Lap Leaders Laps	Car
1-13	007
14-37	37
38-61	1
62-66	007



Long Beach Street Circuit / 1.968 miles
April 16-18, 2009 / Long Beach, California



World Class

ALMS Provisional Race Report

Class	Car	No	Class	Drivers	No Laps	Diff	Total Time	Best Time	In Lap	Make	Status
Pos	Pos	No	Class	Drivers	Laps						
1	1	66	P1	de Ferran*/(Pagenaud)	76	---	1:41:42.927	1:14.189	6	Acura ARX 02a	Running
2	2	9	P1	Brabham*/(Sharp)	76	1.016	1:41:43.943	1:14.053	55	Acura ARX 02a	Running
3	1	15	P2	Fernandez*/(Diaz)	75	1 Laps	1:41:52.016	1:15.606	56	Acura ARX-01B	Running
4	2	16	P2	Dyson*/(Smith*)	75	1 Laps	1:41:57.184	1:16.360	5	Lola B09 86 Mazda	Running
5	3	20	P2	(Leitzinger*)/(Franchitti)	74	2 Laps	1:41:43.490	1:16.228	6	Lola B09 86 Mazda	Running
6	1	4	GT1	(Beretta*)/(Gavin)	73	3 Laps	1:41:57.648	1:18.847	9	Chevrolet Corvette C	Running
7	3	37	P1	(J.Field*)/(C.Field/Ducote)	71	5 Laps	1:41:52.809	1:15.738	5	Lola B06/10	Running
8	1	45	GT2	Bergmeister*/(Long*)	71	5 Laps	1:41:53.779	1:21.727	8	Porsche 911 RSR	Running
9	2	62	GT2	Melo*/(Kaffer)	71	5 Laps	1:41:58.578	1:21.371	57	Ferrari 430 Berlinetta	Running
10	3	92	GT2	Mueller*/(Milner)	70	6 Laps	1:41:44.991	1:21.752	54	BMW E92 M3	Running
11	4	18	GT2	(Westbrook*)/(Stuck)	70	6 Laps	1:41:55.445	1:22.559	6	Porsche 911 RSR	Running
12	5	44	GT2	Law*/(Neiman*)	70	6 Laps	1:41:59.423	1:22.643	24	Porsche 911 RSR	Running
13	6	21	GT2	Farnbacher*/(James)	69	7 Laps	1:41:48.290	1:22.982	60	Panoz Esperante	Running
14	7	11	GT2	(Feinberg*)/(Hall*)	68	8 Laps	1:41:50.020	1:24.086	15	Dodge Viper	Running
15	4	12	P1	(Lewis*)/(Willman)	67	9 Laps	1:41:46.777	1:19.284	14	Lola B06/10	Running
16	8	90	GT2	Hand*/(Auberlen)	67	9 Laps	1:41:49.341	1:22.544	10	BMW E92 M3	Running
17	9	40	GT2	(Murry*)/(D.Robertson)	67	9 Laps	1:41:50.576	1:23.562	3	Doran Ford GT-R	Running
18	10	87	GT2	(Henzler*)/(Werner)	67	9 Laps	1:41:54.821	1:21.877	6	Porsche 911 RSR	Running
19	11	28	GT2	(Gigliotti*)/(Said*)	64	12 Laps	1:33:54.938	1:23.234	39	Chevrolet Riley Corve	Not Running
* 20	12	17	GT2	(Sellers*)/(Cicero)	43	33 Laps	1:09:53.095	1:23.255	4	Porsche 911 GT3 RS	Not Running
21	2	3	GT1	Magnussen*/(O'Connell*)	42	34 Laps	58:07.995	1:18.896	10	Chevrolet Corvette C	Not Running

*Qualifying Driver (Starting Driver)

Margin of victory: 1.016 / Time of race: 1:41:42.927

*Car 17 - 20 seconds added to total time - 16.1.2.2 of the 2009 ALMS SSR (pit is

Fastest Drivers:

GT1 Olivier Beretta
GT2 Jaime Melo
P1 David Brabham
P2 Adrian Fernandez

Green Challenge:

Prototype 66 - de Ferran Motorsports
GT 45 - Flying Lizard Motorsports

Cautions

Laps	Reason
1 - 1	No start
73 - 76	Car 28 off course

Lap Leaders

Laps	Car
1-1	9
2-20	66
21-45	9
46-76	66



Tequila Patron American Le Mans Series at Long Beach

Long Beach Street Circuit / 1.968 miles
April 18-19, 2008 / Long Beach, California



ALMS Final Race Report

Class	Car	No	Class	Drivers	No Laps	Diff	Total Time	Best Time	In Lap	Make	Status
Pos	Pos	No	Class	Drivers	Laps						
1	1	2	P1	(Luhr*)/(Werner)	71	---	1:40:37.791	1:12.599	14	Audi R10 / TDI	Running
2	2	1	P1	(Biela)/(Pirro*)	71	1.964	1:40:39.755	1:13.050	24	Audi R10 / TDI	Running
3	1	9	P2	Brabham*/(Sharp)/(Johansson)	71	3.786	1:40:41.577	1:13.382	56	Acura ARX-01B	Running
4	2	7	P2	Dumas*/(Bernhard*)	71	4.822	1:40:42.613	1:12.632	10	Porsche RS Spyder	Running
5	3	6	P2	Maassen*/(Long*)	71	5.440	1:40:43.231	1:12.383	11	Porsche RS Spyder	Running
6	4	26	P2	(Herta)/(Fittipaldi*)	71	15.252	1:40:53.043	1:13.034	24	Acura ARX-01B	Running
7	5	20	P2	(Franchitti)/(Leitzinger*)	71	19.212	1:40:57.003	1:14.818	56	Porsche RS Spyder	Running
8	6	15	P2	Fernandez*/(Diaz*)	71	19.780	1:40:57.571	1:12.804	20	Acura ARX-01B	Running
9	7	16	P2	Smith*/(Dyson)	71	20.517	1:40:58.308	1:13.837	54	Porsche RS Spyder	Running
10	8	8	P2	Devlin*/(Bonilla)	70	1 Laps	1:41:06.866	1:15.427	12	Lola B07 46 Mazda	Running
11	1	3	GT1	O'Connell*/(Magnussen*)	70	1 Laps	1:41:34.002	1:17.802	15	Chevrolet Corvette C	Running
12	2	4	GT1	Beretta*/(Gavin*)	70	1 Laps	1:41:35.376	1:17.415	16	Chevrolet Corvette C	Running
13	1	71	GT2	Mueller*/(Farnbacher)	68	3 Laps	1:41:59.124	1:21.130	24	Ferrari 430 Berlinetta	Running
14	2	45	GT2	(Bergmeister*)/(Henzler)	68	3 Laps	1:41:59.226	1:21.095	50	Porsche 911 RSR	Running
15	3	46	GT2	(van Overbeek)/(Pilet*)	68	3 Laps	1:41:59.543	1:20.605	53	Porsche 911 RSR	Running
16	3	12	P1	(Lewis*)/(McMurry)	67	4 Laps	1:40:51.009	1:18.362	39	Creation CA07-002	Running
17	4	48	GT2	Jeannette*/(Mowlem*)	67	4 Laps	1:41:21.524	1:21.906	13	Ferrari 430 Berlinetta	Running
18	5	87	GT2	(Davison)/(Basseng*)	66	5 Laps	1:40:40.145	1:21.213	62	Porsche 911 RSR	Running
19	6	61	GT2	(Brix)/(Friesacher*)	66	5 Laps	1:40:57.262	1:21.450	63	Ferrari 430 Berlinetta	Running
20	7	44	GT2	Pechnik*/(Neiman)	65	6 Laps	1:40:52.907	1:21.954	51	Porsche 911 RSR	Running
21	8	5	GT2	Carrapatoso*/(Stanton*)/(Swartzb)	65	6 Laps	1:40:57.061	1:22.691	2	Porsche 911 RSR	Running
22	9	62	GT2	(Melo)/(Salo*)	65	6 Laps	1:41:26.682	1:21.096	20	Ferrari 430 Berlinetta	Running
23	10	28	GT2	Gigliotti*/(Peterson)	64	7 Laps	1:41:24.822	1:24.539	2	Chevrolet Riley Corve	Running
24	11	007	GT2	Drayson*/(Cocker*)	64	7 Laps	1:41:54.281	1:25.130	11	Astin Martin Vantage	Running
25	12	40	GT2	(Murry*)/(D.Robertson)	63	8 Laps	1:41:07.699	1:24.523	25	Doran Ford GT-R	Running
26	4	37	P1	(J.Field*)/(C.Field/Berry)	62	9 Laps	1:41:00.633	1:15.100	13	Lola B06/10	Running
27	13	21	GT2	Sutherland*/(Milner*)	51	20 Laps	1:18:31.773	1:23.007	3	Panoz Esperante	Not Running
* 28	14	11	GT2	Feinberg*/(Hall*)	2	69 Laps	3:24.040	1:29.424	1	Dodge Viper	Excluded

*Qualifying Driver (Starting Driver)

Margin of victory: 1.964 / Time of race: 1:40:37.791

‡ New race lap record

*Car 11 excluded - 6.4 IMSA Code

Fastest Drivers:

GT1 Oliver Gavin
GT2 Patrick Pilet
P1 Lucas Luhr
P2 Patrick Long

Cautions

Laps	Reason
4 - 6	Car 11 off course
45 - 48	Debris on course
58 - 60	Car 37 off course



33rd Annual Toyota Grand Prix of Long Beach

Long Beach Street Circuit / 1.968 miles
April 13-14, 2007 / Long Beach, California



World Class

Provisional Race Results

Class	Car	Class	Drivers	No	Diff	Total	Best	In	Make	Status
Pos	Pos	No		Laps		Time	Time	Lap		
1	1	7	P2 Dumas/Bernhard*)	74	-	1:41:15.908	1:14.061	6	Porsche / RS Spyd	Running
2	2	6	P2 Maassen/Briscoe*)	74	0.760	1:41:16.668	1:13.504	10	Porsche / RS Spyd	Running
3	3	16	P2 (Wallace)/Leitzinger	74	13.467	1:41:29.375	1:14.575	28	Porsche / RS Spyd	Running
4	4	9	P2 Brabham/(Johansson)/Dayton	74	35.111	1:41:51.019	1:14.181	47	Acura / ARX-01a	Running
5	5	20	P2 Dyson*/(Smith)	74	48.381	1:42:04.289	1:14.635	26	Porsche / RS Spyd	Running
6	6	26	P2 Herta/(Franchitti*)	74	59.441	1:42:15.349	1:13.418	36	Acura / ARX-01a	Running
7	1	1	P1 (Capello)/McNish	74	1:04.304	1:42:20.212	1:13.963	34	Audi / R10 TDI	Running
8	7	15	P2 Fernandez*/(Diaz)	73	1 Laps	1:41:02.480	1:13.742	53	Lola / B06-43	Not Runni
9	2	2	P1 (Pirro)/Werner	73	1 Laps	1:42:14.706	1:13.830	35	Audi / R10 TDI	Running
10	1	4	GT1 Beretta/(Gavin*)	71	3 Laps	1:42:02.546	1:18.295	6	Corvette / C-6R	Running
11	2	3	GT1 O'Connell/(Magnussen*)	71	3 Laps	1:42:02.895	1:17.781	8	Corvette / C-6R	Running
12	1	62	GT2 Saio*/(Melo)	69	5 Laps	1:42:25.298	1:21.661	33	Ferrari / 430 GT	Running
13	2	44	GT2 (Law)/Long*	69	5 Laps	1:42:30.143	1:21.780	57	Porsche / 911 GT3	Running
14	3	61	GT2 (Jonsson)/Lazzaro	68	6 Laps	1:41:24.903	1:22.297	11	Ferrari / 430 GT	Running
15	4	71	GT2 (Henzler)/Liddell	68	6 Laps	1:41:25.564	1:21.827	40	Porsche / 911 GT3	Running
16	5	21	GT2 (Auberlen)/Hand	68	6 Laps	1:41:39.300	1:22.688	3	Panoz / Esperante	Running
17	6	31	GT2 Petersen/(Bergmeister)/Mueller*	68	6 Laps	1:41:41.999	1:21.465	60	Ferrari / 430 GT	Running
18	3	37	P1 (Field)/Field/Berry	68	6 Laps	1:41:57.204	1:17.746	6	Creation / CA06H	Running
19	7	73	GT2 (Tale)/Fambacher*	68	6 Laps	1:41:58.850	1:22.236	31	Porsche / 911 GT3	Running
20	8	54	GT2 (Pappas)/Borcheller	67	7 Laps	1:42:19.573	1:23.664	55	Porsche / 911 GT3	Running
21	4	12	P1 (Lewis)/McMurry	64	10 Laps	1:42:17.489	1:18.432	40	Lola / EX257	Running
22	8	8	P2 Bach*/(Devlin)	64	10 Laps	1:42:24.681	1:15.203	30	Lola / B07-46	Running
23	9	45	GT2 (van Overbeek)/Bergmeister*	62	12 Laps	1:41:58.999	1:21.531	40	Porsche / 911 GT3	Running
24	10	22	GT2 (Maxwell)/Smith/Sellers	33	41 Laps	57:29.601	1:23.375	4	Panoz / Esperante	Mechanica
25	11	18	GT2 Kelleners*/(Milner)	11	63 Laps	15:30.077	1:22.456	11	Porsche / 911 GT3	Accident

‡ New race lap record

Margin of victory: 0.760s
Time of race: 1:41:15.908

Fastest Drivers:


GT1	Jan Magnussen
GT2	Dirk Mueller
P1	Emanuele Pirro
P2	Dario Franchitti

Cautions

Laps	Reason
15 - 19	Car #18 accident

Lap Leaders

Laps	Car
1-30	26
31-36	2
37-46	26
47-74	7



Grand American Challenge of Long Beach

Sorted on Laps

Rolex Series

Long Beach 1.968 Miles

Grand American Rolex Race

4/8/2006 04:00 PM

Race (52 Laps)

Pos	No.	Class	PIC Name	Laps	Total Tm	Diff	Best Tm Car	Team
1	01	DP	1 Diaz/ Pruett	52	1:30:50.916	-	1:20.277	Lexus Riley CompUSA Chip C
2	23	DP	2 Long/ Rockenfeller	52	1:30:54.905	+3.989	1:20.111	Porsche Craw Alex Job Racing,
3	3	DP	3 Lewis/ Auberlen	52	1:31:01.866	+10.950	1:20.776	BMW Riley Southard Motors
4	4	DP	4 Wallace/ Leitzinger	52	1:31:02.297	+11.381	1:20.910	Pontiac Crawl Howard - Boss M
5	60	DP	5 Patterson/ Negri	52	1:31:06.501	+15.585	1:20.829	Lexus Riley Michael Shank R
6	5	DP	6 Finlay/ Vallante	52	1:31:10.189	+19.273	1:21.105	Ford Crawfor Essex Racing
7	76	DP	7 Braun/ Bergmeister	52	1:31:11.168	+20.252	1:21.005	Ford Riley Krohn Racing
8	10	DP	8 Magnussen/ Angelelli/ Ta	52	1:31:11.650	+20.734	1:20.864	Pontiac Riley SunTrust Racing
9	6	DP	9 Wagner/ Borkowski	52	1:31:21.478	+30.562	1:21.689	Lexus Riley Graydon Elliott F
10	40	DP	10 Bingham/ Ruhlman	52	1:31:27.589	+36.673	1:21.603	Pontiac Riley Derhaag Motors
11	12	DP	11 Haberfeld/ Fernandez	52	1:31:35.452	+44.536	1:20.888	Pontiac Riley Lowe's Fernande
12	75	DP	12 Krohn/ Jonsson	52	1:31:48.928	+58.012	1:20.846	Ford Riley Krohn Racing
13	47	DP	13 C Morgan/ R Morgan	52	1:31:49.895	+58.979	1:23.141	Porsche Riley TruSpeed Motor
14	59	DP	14 France/ Haywood	52	1:31:51.927	+1:01.011	1:23.157	Porsche Fabc Brumos Racing
15	58	DP	15 Donohue/ Law	52	1:31:54.574	+1:03.658	1:21.891	Porsche Fabc Red Bull/ Brumo
16	89	DP	16 Figge/ Dalziel	52	1:31:59.312	+1:08.396	1:20.705	Pontiac Riley Pacific Coast Mo
17	7	DP	17 Tuttle/ Cochet	51	1:31:13.122	1 Lap	1:20.960	Pontiac Riley Tuttle Team Rac
18	11	DP	18 Duno/ Franchitti	51	1:31:39.623	+26.501	1:22.707	Pontiac Riley CITGO Racing b
19	09	DP	19 Oberto/ Goad	51	1:31:54.054	+40.932	1:23.265	Pontiac Crawl Spirit of Dayton
20	50	DP	20 Gentilozzi/ Drissi	51	1:32:07.294	+54.172	1:22.795	Ford Crawfor Rocketsports Ra
21	19	DP	21 McDowell/ Baron	47	1:31:22.812	5 Laps	1:21.076	Ford Crawfor Playboy/ Uniden
22	77	DP	22 Brix/ Borcheller	44	1:32:06.167	8 Laps	1:22.407	Ford Doran Feeds The Need
23	33	DP	23 Hubman/ Bayliff	22	45:12.651	30 Laps	1:26.358	BMW Picchio ADI Motorsports
24	39	DP	24 Cheever Jr/ Fittipaldi	11	16:22.591	41 Laps	1:22.040	Porsche Craw Crown Royal Spe
25	99	DP	25 Moran Jr/ Gurney	10	13:51.724	42 Laps	1:22.153	Pontiac Riley Gainsco/ Blackh
26	8	DP	26 Br Frisselle/ Bu Frisselle	9	13:43.000	43 Laps	1:22.496	Porsche Dorai Synergy Racing

Margin of Victory

+3.989

Avg. Speed

67.587

Best Lap Tm

1:20.111

Best Spd

88.437

Best Lap by

[23] Long/ Rockenfeller

Printed: 4/8/2006 5:36:20 PM

Licensed to: Grand American Road Racing

Chief of Timing & Scoring

Race Director

Orbits 2

www.amb-it.com

www.mylaps.com



Formula DRIFT Lights Up Long Beach Nights Once Again!

The excitement at night, that being Formula DRIFT, is back once again to close both Friday and Saturday nights at the Acura Grand Prix of Long Beach.

Formula DRIFT has been a fixture at Long Beach for the past 15 years and has become a hugely popular event. Sliding cars and burning rubber results in loud applause and cheers from the fans for two hours on two nights. It takes place in Turns 9 and 10, providing a drifting presence that continues this year.

Both events have a Great 8 battle and a new winner each night. Some of the world's best drifters and local heroes battle it out under the lights on the Long Beach track. It is smokey, it is fast and it is exciting. Style points count here and the drivers are out to impress the judges, which makes it thrilling to watch for the fans.

The action takes place Friday and Saturday nights from 6:30-8:30 p.m. There is open seating in Grandstands 16, 18, 24, 25 and 26, on a first- come, first-served basis.

Long Beach is the first 2024 event in the eight-event series.

For more information, head to www.formulad.com

SCHEDULE

April 12-13 – Long Beach
May 9-11 – Atlanta
May 31-June 1 – Orlando
June 20-22 – Englishtown, N.J.
July 18-20 – St. Louis
Aug. 9-10 - Seattle
Aug. 19-31 – Grantsville, Ohio
Oct. 18-19 – Irwindale, CA

2024 SUPER DRIFT CHALLENGE ENTRY LIST

Driver	Sponsors	Car
Connor O'Sullivan	Race Tech Services	BMW E46
Daniel Stuke	MSPEK Performance	Nissan Silvia Spec- R
Forrest Wang	Yellow Speed Racing	Nissan Silvia
Jonathan Hurst	Mr Cool	Cadillac XLR
Kasey Kohl	MSPEK Performance	Nissan 240sx
Robert Thorne	ASMotorsports	BMW M3
Rome Charpentier	Garagistic	BMW E82
Trenton Beechum	Nexen Tire	BMW



COMPETITION RESULTS FROM 2023 FORMULA DRIFT SUPER DRIFT CHALLENGE DAY 1

EVENT DETAILS

Date: Friday, April 14, 2023

Location: Streets of Long Beach, Long Beach, CA

Event: 2023 Formula DRIFT Super Drift Challenge, Day 1

COMPETITORS

- Joao Barion (Brazil) – Corvette Barbarius
- Trenton Beechum (USA) – Nexen Tire / Clonex Racing BMW
- Rome Charpentier (USA) – Garagistic / Vitour Tire E36 BMW
- Diego Higa (Brazil) – Toyota GT86
- Dean Kearney (Ireland) – HyperNFT Dodge Viper
- Sam Maghmoumi (Lebanon) – 412 Motorsport BMW E82
- Kyle Mohan (USA) – Mazda MX5 Rotary
- Forrest Wang (USA) – Yellowspeed / NRG Nissan

RESULTS

1. Rome Charpentier (USA) – Garagistic / Vitour Tire E36 BMW
2. Forrest Wang (USA) – Yellowspeed / NRG Nissan
3. Trenton Beechum (USA) – Nexen Tire / Clonex Racing BMW

COMPETITION NOTES

- Driver match-ups for tandem competition runs were decided by a random draw in the absence of traditional Formula DRIFT qualifying runs

- The majority of drivers used their Formula DRIFT PRO competition machines for Super Drift, developing up to 1000hp in most cases, with Dean Kearney's Viper producing 1350hp
- Rome Charpentier built on an incredibly strong second place at Round 1 of the Formula DRIFT PRO Championship last weekend to win his first Super Drift event
- Second place Forrest Wang competed in a back-up car to save his competition car for Round 2 of the Formula DRIFT PRO Championship. Wang won Super Drift twice in 2022 while Charpentier secured two third place finishes in 2022 and another in 2021
- Trenton Beechum swapped from a Ford Mustang to BMW for 2023 and is immediately seeing better results
- Super Drift was the first time Sam Maghmoumi had run the Long Beach course. He beat Kyle Mohan in the Top 8 heat but withdrew from the Top 4 with clutch issues



COMPETITION RESULTS FROM 2023 FORMULA DRIFT SUPER DRIFT CHALLENGE DAY 2

EVENT DETAILS

Date: Saturday, April 15, 2023

Location: Streets of Long Beach, Long Beach, CA

Event: 2023 Formula DRIFT Super Drift Challenge, Day 2

COMPETITORS

- Joao Barion (Brazil) – Corvette Barbarius
- Trenton Beechum (USA) – Nexen Tire / Clonex Racing BMW
- Rome Charpentier (USA) – Garagistic / Vitour Tire E36 BMW
- Diego Higa (Brazil) – Toyota GT86
- Dean Kearney (Ireland) – HyperNFT Dodge Viper
- Sam Maghmoumi (Lebanon) – 412 Motorsport BMW E82
- Kyle Mohan (USA) – Mazda MX5 Rotary
- Forrest Wang (USA) – YellowSpeed / NRG Nissan

RESULTS

1. Dean Kearney (Ireland) – HyperNFT Dodge Viper
2. Rome Charpentier (USA) – Garagistic / Vitour Tire E36 BMW
3. Diego Higa (Brazil) – Toyota GT86

COMPETITION NOTES

- Driver match-ups for tandem competition runs were decided by a random draw in the absence of traditional Formula DRIFT qualifying runs

- The majority of drivers used their Formula DRIFT PRO competition machines for Super Drift, developing up to 1000hp in most cases, with Dean Kearney's Viper producing 1350hp
- Dean Kearney received a bye run in the Top 8 after Kyle Mohan was unable to get his Mazda MX5 to the start line. Kearney then had a good battle with Trenton Beechum in the Top 4 to reach the Final
- In the Final, Kearney spun to a halt on his second run. However, the livestream replay showed Rome Charpentier had over-rotated in Outside Zone 3 and appeared to use the handbrake to regain control. With nowhere to go, Kearney's spin was adjudged Charpentier's fault and Kearney climbed to the top step of the podium
- Dean's last podium in Super Drift was a second place in 2019 in a Final he lost to Forrest Wang
- Rome Charpentier was hoping to build on yesterday's Super Drift win after beating Forrest Wang in an epic Top 8 heat before eliminating Diego Higa in another close match in the Top 4. However, his small mistake against Kearney cost him the winner's trophy
- Higa was awarded third place when a technical problem for his run-off competitor, Trenton Beechum, meant he was unable to complete the second run



Fender-Bending Action In Long Beach Super Trucks Provide Non-Stop Action In A Pair Of 30-Minute Clashes

A fan favorite of the Acura Grand Prix of Long Beach is the fender-bending action of the SPEED Energy Stadium SUPER Trucks. This exciting series features trucks racing side-by-side action and going high in the air after launching off ramps in a pair of 30-minute races on both Saturday and Sunday.

Now in its 11th year, these identically-prepared high-horsepower off-road trucks bash their way through the turns on the streets of Long Beach in action that has fans on their feet cheering wildly with every daring move.

The series brings founder Robby Gordon and his 15-year-old son Max, who has been racing since he was just 8 years old and scored his first career win at Long Beach in 2022. Gavin Harlin is the defending series champion. Another truck to watch is the one driven by Matt Brabham, who won both Long Beach races in 2023.

The SPEED Energy Stadium SUPER Trucks are on the track for a practice session on Friday from 12:15-12:45 p.m, with races on Saturday from 4-4:30 and Sunday from 3:30-4 right after the NTT INDYCAR SERIES race.



2024 Long Beach SST Roster

No.	Driver	Hometown	Sponsors
1	Gavin Harlien	Newport Beach, CA	VP Racing Fuels
7	Robby Gordon	Orange, CA	SPEED UTV
8	RJ Stidham	San Diego, CA	Two Gunz Racing/Geiser Brothers
21	Zoey Edenholm	Scottsdale, AZ	AMC Global Investments SA
23	David Bernstein	San Diego, CA	Two Gunz Racing
28	Robert Stout	Brownsburg, IN	Continental Tire
50	Trey Hernquist	Encinitas, CA	Continental Tire/Alliance Air Products
57	Bill Hynes	Nazareth, PA	Thrill Cast
67	Ben Maier	Chester, MD	Power Plus
68	Blade Hildebrand	Yucca Valley, CA	SPEED UTV
77	Max Gordon	Lake Havasu, AZ	Continental Tire
83	Matt Brabham	Indianapolis, IN	Continental Tire



2023 RESULTS

Round 1 Long Beach Race #1 – Official Results

Finish	Start	Truck No.	Driver	Laps	Passing Points	Bonus Points	Total Points	Running / Reason Out
1	6	83	Matt Brabham	11	5	3	33	Running
2	10	7	Robby Gordon	11	8	1	31	Running
3	9	1	Gavin Harlein	11	6		26	Running
4	8	77	Max Gordon	11	4		22	Running
5	7	28	Robert Stout	11	2		18	Running
6	4	51	Ryan Beat	11			15	Running
7	5	957	Myles Cheek	11			14	Running
8	2	50	Trey Hernquist	11			13	Running
9	3	5	Bruce Binnquist	11			12	Running
10	1	57	Bill Hynes	11			11	Running
11	11	69	Joshua Thomas	11			10	Running
12	12	23	David Bernstein	11			9	Running

Round 2 Long Beach Race #2 – Official Results

Finish	Start	Truck No.	Driver	Laps	Passing Points	Bonus Points	Total Points	Running / Reason Out
1	9	83	Matt Brabham	11	8		33	Running
2	4	957	Myles Cheek	11	2	3	27	Running
3	8	1	Gavin Harlein	11	5		25	Running
4	10	7	Robby Gordon	11	6		24	Running
5	7	77	Max Gordon	11	2		18	Running
6	6	28	Robert Stout	11			15	Running
7	3	50	Trey Hernquist	11			14	Running
8	2	5	Bruce Binnquist	11			13	Running
9	11	23	David Bernstein	11	2		14	Running
10	12	69	Joshua Thomas	10	2		13	Running
11	5	51	Ryan Beat	5			10	Mechanical
12	1	57	Bill Hynes	2			9	Accident



Round 1 – Long Beach – 4/9/22
Long Beach Race #1 – Official Results

Finish	Start	#	Driver	Laps	Passing Pts	Bonus Pts	Total Pts	Running / Reason Out
1	6	77	Max Gordon	11	5		30	Running
2	12	7	Robby Gordon	11	10	1	33	Running
3	8	28	Robert Stout	11	5		25	Running
4	11	83	Matt Brabham	11	7		25	Running
5	9	27	Jerett Brooks	11	4		20	Running
6	10	55	Gavin Harlien	11	4		19	Running
7	1	57	Bill Hynes	11		3	17	Running
8	7	14	Davey Hamilton Jr	11			13	Running
9	3	12	Shaun Richardson	11			12	Running
10	4	1776	Cleetus McFarland	11			11	Running
11	2	21	Zoey Edenholm	11			10	Running
12	5	32	Ryan Arciero	1			9	Brakes

Notes:
Most Laps Led – Bill Hynes: 3 Bonus Points
Quickest Qualifier – Robby Gordon: 1 Bonus Point

Round 2 – Long Beach – 4/10/22
Long Beach Race #2 – Official Results

Finish	Start	#	Driver	Laps	Passing Pts	Bonus Pts	Total Pts	Running / Reason Out
1	12	7	Robby Gordon	11	11		36	Running
2	10	83	Matt Brabham	11	8		30	Running
3	11	77	Max Gordon	11	8		28	Running
4	9	28	Robert Stout	11	5		23	Running
5	1	32	Ryan Arciero	11			16	Running
6	7	55	Gavin Harlien	11	1		16	Running
7	2	21	Zoey Edenholm	11			14	Running
8	5	14	Davey Hamilton Jr	11			13	Running
9	3	1776	Cleetus McFarland	11		3	15	Running
10	8	27	Jerett Brooks	8			11	Mechanical
11	6	57	Bill Hynes	6			10	Mechanical
12	4	12	Shaun Richardson	6			9	Accident

Notes:
Most Laps Led – Cleetus McFarland: 3 Bonus Points



Round 9 Long Beach Race #1 – Official Results

Finish	Start	Truck	Driver	Laps	Passing Pts	Bonus Pts	Total Pts	Running / Reason Out
1	12	27	Jerett Brooks	8	11		36	Running
2	11	83	Matt Brabham	8	9		31	Running
3	10	28	Robert Stout	8	7		27	Running
4	13	7	Robby Gordon	8	9	1	28	Running
5	7	77	Max Gordon	8	2		18	Running
6	6	4	Jeff Ward	8			15	Running
7	1	57	Bill Hynes	8		3	17	Running
8	8	9	Christian Sourapas	8			13	Running
9	2	42	Bo LeMastus	8			12	Running
10	3	21	Zoey Edenholm	8			11	Running
11	4	8	Brandon Parrish	8			10	Running
12	5	96	Mads Siljehaug	6			9	Accident
13	9	51	Jacob Abel	5			8	Mechanical

Most Laps Led – Bill Hynes: 3 Bonus Points

Quickest Qualifier – Robby Gordon: 1 Bonus Point

Round 10 Long Beach Race #2 – Official Results

Finish	Start	Truck#	Driver	Laps	Passing Pts	Bonus Pts	Total Pts	Running / Reason Out
1	10	7	Robby Gordon	10	9	3	37	Running
2	12	27	Jerett Brooks	10	10		32	Running
3	11	83	Matt Brabham	10	8		28	Running
4	5	9	Christian Sourapas	10	1		19	Running
5	8	77	Max Gordon	10	3		19	Running
6	2	8	Brandon Parrish	10			15	Running
7	7	4	Jeff Ward	10			14	Running
8	4	42	Bo LeMastus	10			13	Running
9	6	57	Bill Hynes	10			12	Running
10	9	28	Robert Stout	9			11	Running
11	1	96	Mads Siljehaug	2			10	Mechanical
12	3	21	Zoey Edenholm	1			9	Mechanical
DNS		51	Jacob Abel	0			0	DNS

Most Laps Led – Robby Gordon: 3 Bonus Points

Stadium Super Trucks in Long Beach

Long Beach Grand Prix					Sorted on Laps	
SST		Streets of Long Beach 1.968 miles				
Race 1		4/13/2019 16:15				
Race started at 16:15:03						
Pos	No.	Name	Laps	Diff	Gap	Best Tm
1	83	Matt Brabham	10			1:44.939
2	2	Sheldon Creed	10	1.307	1.307	1:45.291
3	47	Jeff Hoffman	10	6.418	5.111	1:45.818
4	55	Gavin Harlien	10	8.098	1.680	1:46.086
5	60	Cole Potts	10	16.462	8.364	1:47.256
6	57	Bill Hynes	10	26.346	9.884	1:48.692
7	22	Zach VanMatre	10	31.120	4.774	1:50.104
8	9	EJ Chiba	10	39.185	8.065	1:51.179
9	7	Robby Gordon	9	1 Lap	1 Lap	1:45.683
10	68	Blade Hildebrand	8	2 Laps	1 Lap	1:45.872

Margin of Victory	Avg. Speed	Best Lap Tm	Best Speed	Best Lap by
1.307	62.456	1:44.939	67.514	83 - Matt Brabham
Orbits				

Printed: 4/13/2019 4:40:53 PM

www.mylaps.com
Licensed to: INDYCAR

Stadium Super Trucks in Long Beach

Long Beach Grand Prix					Sorted on Laps	
SST			Streets of Long Beach 1.968 miles			
Race 2			4/14/2019 16:05			
Race started at 16:05:03						
Pos	No.	Name	Laps	Diff	Gap	Best Tm
1	7	Robby Gordon	12			1:45.055
2	83	Matt Brabham	12	0.503	0.503	1:45.047
3	55	Gavin Harlien	12	1.110	0.607	1:45.309
4	2	Sheldon Creed	12	2.892	1.782	1:45.370
5	47	Jeff Hoffman	12	13.827	10.935	1:46.534
6	68	Blade Hildebrand	12	15.358	1.531	1:46.788
7	60	Cole Potts	12	17.105	1.747	1:46.579
8	9	EJ Chiba	12	27.190	10.085	1:49.821
9	57	Bill Hynes	12	29.515	2.325	1:48.260
10	22	Zach VanMatre	2	10 Laps	10 Laps	1:55.093

Margin of Victory	Avg. Speed	Best Lap Tm	Best Speed	Best Lap by
0.503	47.826	1:45.047	67.444	83 - Matt Brabham
Orbits				

Printed: 4/14/2019 4:35:26 PM

www.mylaps.com
Licensed to: INDYCAR

Stadium Super Trucks -- Long Beach

Long Beach GP							Sorted on Laps
SST							Long Beach Street Circuit 1.968 miles
Race 1							4/14/2018 17:05
Race started at 17:05:01							
Pos	Class	No.	Name	Laps	Diff	Best Tm	Best Speed
1	SST	55	Gavin Harlien	6		1:46.837	66.314
2	SST	7	Robby Gordon	6	0.742	1:46.452	66.554
3	SST	25	Arie Luyendyk, Jr.	6	1.044	1:47.127	66.135
4	SST	83	Matt Brabham	6	1.510	1:46.494	66.528
5	SST	52	Davey Hamilton Jr.	6	5.051	1:48.216	65.469
6	SST	68	Blade Hildebrand	6	6.346	1:47.214	66.081
7	SST	60	Cole Potts	6	9.010	1:48.808	65.113
8	SST	75	Erik Davis	6	12.641	1:51.674	63.442
9	SST	441	Troy Deide	6	14.694	1:51.315	63.646
10	SST	1	Paul Morris	6	20.068	1:48.749	65.148
11	SST	57	Bill Hynes	6	22.430	1:50.092	64.353
12	SST	47	Jeff Hoffman	6	2:14.195	1:48.910	65.052
13	SST	18	Apdaly Lopez	5	1 Lap	1:50.245	64.264
14	SST	3	Aaron Bambach	2	4 Laps	1:50.790	63.948

Margin of Victory	Avg. Speed	Best Lap Tm	Best Speed	Best Lap by
0.742	58.652	1:46.452	66.554	7 - Robby Gordon
Chief of Timing & Scoring				Orbits
Race Director				

Printed: 4/14/2018 5:24:23 PM

www.mylaps.com
Licensed to: INDYCAR

Stadium Super Trucks -- Long Beach

Long Beach GP							Sorted on Laps
SST							Long Beach Street Circuit 1.968 miles
Race 2							4/15/2018 16:05
Race started at 16:07:58							
Pos	Class	No.	Name	Laps	Diff	Best Tm	Best Speed
1	SST	83	Matt Brabham	10		1:45.953	66.867
2	SST	60	Cole Potts	10	1.730	1:46.169	66.731
3	SST	55	Gavin Harlien	10	4.428	1:46.630	66.443
4	SST	7	Robby Gordon	10	7.669	1:47.586	65.852
5	SST	1	Paul Morris	10	8.448	1:47.545	65.878
6	SST	3	Aaron Bambach	10	9.441	1:47.651	65.813
7	SST	52	Davey Hamilton Jr.	10	10.746	1:48.044	65.573
8	SST	75	Erik Davis	10	12.746	1:48.834	65.097
9	SST	18	Apdaly Lopez	10	15.994	1:48.129	65.522
10	SST	57	Bill Hynes	10	21.389	1:49.741	64.559
11	SST	68	Blade Hildebrand	10	21.480	1:47.036	66.191
12	SST	47	Jeff Hoffman	10	47.554	1:46.974	66.229
13	SST	441	Troy Deide	5	5 Laps	1:48.810	65.112
14	SST	25	Arie Luyendyk, Jr.	3	7 Laps	1:47.392	65.971

Margin of Victory	Avg. Speed	Best Lap Tm	Best Speed	Best Lap by
1.730	59.939	1:45.953	66.867	83 - Matt Brabham
Chief of Timing & Scoring				Orbits
Race Director				

Printed: 4/15/2018 4:28:46 PM

www.mylaps.com
Licensed to: INDYCAR

Round 6 Long Beach Race #1 – UN-Official Results

Finish	Start	Truck No.	Driver	Laps	Tire	Points	Bonus	Running / Reason Out
1	12	83	Matt Brabham	9	Toyo			Running
2	9	67	Paul Morris	9	Toyo			Running
3	7	55	Gavin Harlien	9	Toyo			Running
4	11	7	Robby Gordon	9	Toyo			Running
5	6	50:1	Jeff Hoffman	9	Toyo			Running
6	10	25	Arie Luyendyk Jr	9	Toyo			Running
7	5	257	Myles Cheek	9	Toyo			Running
8	3	52	Davey Hamilton Jr	9	Toyo			Running
9	8	98	PJ Jones	9	Toyo			Running
10	1	57	Bill Hynes	9	Toyo			Running
11	4	75	Erik Davis	6	Toyo			Accident
12	2	441	Troy Diede	0	Toyo			Accident

Round 7 Long Beach Race #2 – Official Results

Finish	Start	Truck No.	Driver	Laps	Tire	Points	Bonus	Running / Reason Out
1	9	7	Robby Gordon	9	Toyo	34	9	Running
2	11	83	Matt Brabham	9	Toyo	31	9	Running
3	8	55	Gavin Harlien	9	Toyo	25	5	Running
4	10	67	Paul Morris	9	Toyo	24	6	Running
5	6	50:1	Jeff Hoffman	9	Toyo	17	1	Running
6	7	25	Arie Luyendyk Jr	9	Toyo	16	1	Running
7	4	52	Davey Hamilton Jr	9	Toyo	14		Running
8	5	257	Myles Cheek	9	Toyo	13		Running
9	2	75	Erik Davis	9	Toyo	12		Running
10	3	57	Bill Hynes	9	Toyo	11		Running
11	1	441	Troy Diede	0	Toyo	10		DNS

2016 Stadium SUPER Trucks Results

Running / Reason
Out

Driver			Tire					
1	11	1	Sheldon Creed	11	Toyo	38	14	Running
2	1	83	Matt Brabham	11	Toyo	22		Running
3	9	6	Tyler McQuarrie	11	Toyo	26	6	Running
4	8	67	Paul Morris	11	Toyo	22	4	Running
5	4	20	Dustin Scott	11	Toyo	16		Running
6	7	75	Erik Davis	11	Toyo	16	1	Running
7	6	`4	Pat O'Keefe	11	Toyo	14		Running
8	5	30	Davey Hamilton	11	Toyo	13		Running
9	3	57	Bill Hynes	11	Toyo	12		Running
10	2	888	Khaled Al Mudhaf	11	Toyo	11		Running
11	12	7	Robby Gordon	6	Toyo	11	1	Mechanical
12	10	47	Keegan Kincaid	3	Toyo	9		Accident

Notes:
Starting lineup full inversion from qualifying. Passing point bonus of 1 point per position.
BONUS POINTS
– Sheldon Creed started 11th, finished 1st. 10 Bonus points.
– Sheldon Creed led most laps; 3 Bonus points.
– Tyler McQuarrie started 9th, finished 3rd; 6 Bonus points.
– Paul Morris started 8th, finished 4th; 4 Bonus points.
– Erik Davis started 7th, finished 6th; 1 Bonus point.
– Robby Gordon quickest qualifier; 1 Bonus point.

Running / Reason
Out

Driver			Tire					
1	12	1	Sheldon Creed	12	Toyo	36	11	Running
2	6	7	Robby Gordon	12	Toyo	29	7	Running
3	11	83	Matt Brabham	12	Toyo	28	8	Running
4	7	75	Erik Davis	12	Toyo	21	3	Running
5	10	6	Tyler McQuarrie	12	Toyo	21	5	Running
6	8	20	Dustin Scott	12	Toyo	17	2	Running
7	1	57	Bill Hynes	12	Toyo	14		Running
8	2	888	Khaled Al Mudhaf	12	Toyo	13		Running
9	5	14	Pat O'Keefe	10	Toyo	12		Accident
10	9	67	Paul Morris	9	Toyo	11		Running
11	4	30	Davey Hamilton	4	Toyo	10		Mechanical
12	3	47	Keegan Kincaid	1	Toyo	9		Mechanical

Notes:
Starting lineup inversion from Race #1 results. Passing point bonus of 1 point per position.
BONUS POINTS
– Sheldon Creed started 12th, finished 1st. 11 Bonus points.
– Robby Gordon started 6th, finished 2nd. 4 Bonus points.
– Robby Gordon led most laps; 3 Bonus points.
– Matt Brabham started 11th, finished 3rd. 8 Bonus points.
– Erik Davis started 7th, finished 4th; 3 Bonus points.
– Tyler McQuarrie started 10th, finished 5th; 5 Bonus points.
– Dustin Scott started 8th, finished 6th; 2 Bonus points.

SUPER STADIUM TRUCKS

Toyota Grand Prix of Long Beach

Streets of Long Beach

Sorted on Laps

Super Stadium Trucks

Long Beach Street Circuit 1.968 miles

Race

4/19/2015 11:50

Race (10 Laps) started at 11:48:02

Pos	No.	Name	Laps	Diff	Gap	Avg. Speed	Best Tm	Best Speed
1	5	EJ Viso	10			61.103	1:46.454	66.553
2	74	Sheldon Creed	10	5.207	5.207	60.830	1:46.575	66.477
3	7	Robby Gordon	10	7.251	2.044	60.723	1:47.611	65.837
4	48	Scotty Steele	10	8.803	1.552	60.642	1:47.741	65.758
5	47	Keegan Kincaid	10	10.286	1.483	60.565	1:48.672	65.194
6	55	Gavin Harlien	10	17.520	7.234	60.193	1:47.759	65.747
7	17	Dale Dondel	10	18.009	0.489	60.168	1:49.624	64.628
8	3	Charles Dorrance	10	26.965	8.956	59.714	1:50.691	64.005
9	57	Bill Hynes	10	33.012	6.047	59.411	1:53.446	62.451
10	99	Kyle Leduc	10	40.903	7.891	59.021	1:48.158	65.504
11	75	Erik Davis	10	52.778	11.875	58.443	1:52.072	63.217
12	50	Burt Jenner	3	7 Laps	7 Laps	62.793	1:47.574	65.860

Margin of Victory	Avg. Speed	Best Lap Tm	Best Speed	Best Lap by
5.207	61.103	1:46.454	66.553	5 - EJ Viso
Chief of Timing & Scoring				Orbits
Race Director				

www.mylaps.com
Licensed to: INDYCAR

2014 SST Grand Prix Of Long Beach – SST Round #3 - Official Results

Finish	Start	No.	Driver	Laps	Tire	Points	Bonus	Running / Reason Out
1	7	7	Robby Gordon	8	Toyo	31	6	Running
2	3	19	EJ Viso		8 Toyo	26	4	Running
3	8	74	Sheldon Creed	8	Toyo	26	6	Running
4	4	98	PJ Jones		8 Toyo	18		Running
5	5	55	Gavin Harlien	8	Toyo	16		Running
6	1	18	Apdaly Lopez	8	Toyo	15		Running
7	2	24	Bradley Morris	8	Toyo	14		Running
8	9	5	Scotty Steele	8	Toyo	13		Running
9	10	13	Nick Vanis	8	Toyo	12		Running
10	6	77	Jerett Brooks	8	Toyo	11		Running

SST Grand Prix Of Long Beach – SST Round #3 - Official Results

Finish	Start	Truck No.	Driver	Laps	Tire	Points	Bonus	Running / Reason Out
1	7	7	Robby Gordon	8	Toyo	31	6	Running
2	3	19	EJ Viso	8	Toyo	26	4	Running
3	8	74	Sheldon Creed	8	Toyo	26	6	Running
4	4	98	PJ Jones	8	Toyo	18		Running
5	5	55	Gavin Harlien	8	Toyo	16		Running
6	1	18	Apdaly Lopez	8	Toyo	15		Running
7	2	24	Bradley Morris	8	Toyo	14		Running
8	9	5	Scotty Steele	8	Toyo	13		Running
9	10	13	Nick Vanis	8	Toyo	12		Running
10	6	77	Jerett Brooks	8	Toyo	11		Running



Thrilling GT Sprint Racing Returns to the Streets of Long Beach

GT America powered by AWS, the GT-only sprint racing championship produced by SRO Motorsports America, returns to the Acura Grand Prix of Long Beach from April 19-21. Formally known as Pirelli World Challenge, the series will feature two 40-minute sprint races during the Grand Prix weekend, taking on the infamous street circuit in support of the NTT IndyCar Series championship.

In partnership with 5.11 Tactical, who will have a prominent presence as GT America's presenting event partner, the series is reminiscent of SRO Motorsports America's roots with its single-driver sprint race format while also providing an element of modernity with updated, newer racing machinery added and adapted to the SRO portfolio.

It is segmented into three classes based on car type, such as GT3, GT2, and GT4, and the series sees a great deal of participation and representation from major manufacturers from around the globe. With brands including Audi, Aston Martin, BMW, Corvette, Lamborghini, and McLaren, among others, the series provides a wide array of competition and variety.

Mercedes-AMG has remained a preferred choice among drivers and teams in prior seasons, leading the pack with the most entries in the GT3 Class, whereas Aston Martin secured the top spot with the most entries in the GT4 Class, with the GT2 field seeing a medley of manufacturers across the board.

Distinguishing each car by its engine output, power, and drivetrain configurations is a straightforward process, with the GT3 car standing out amongst the rest, boasting the most power and downforce, followed by GT2 and GT4. Additionally, visual cues such as the side number panel and rear bumper number panel, differentiated by label and color, aid in identifying the class to which each car belongs. The GT2 class is marked by blue panels, red for GT3, and yellow for GT4.

The grid will see a melody of drivers, with household names, veteran racers, and fresh competitors setting out to battle wheel to wheel in one of the most challenging and iconic tracks in the country. The event will feature past Champions Johnny O'Connell, George Kurtz, James Sofronos, and Jason Bell, combined with emerging talents with the likes of Samantha Tan, Robb Holland, Elias Sabo, and others, aiming to come out on top to become victorious in the streets of Long Beach.

Audiences from around the globe can enjoy free live streaming coverage on SRO's GTWorld YouTube channel or the official SROMotorsports Twitch account. Follow all the action live and join the conversation on social media using the #GTAmerica and #GTLongBeach hashtags.



Schedule

April 5-7 – Sonoma
April 19-21 – Long Beach
May 3-5 – Sebring
May 17-19 – Circuit of the Americas
July 19-21 – Virginia
Aug. 16-18 – Road America
Sept. 6-8 – Barber Motorsports Park
Oct. 4-6 – Indianapolis Motor Speedway



GT AMERICA POWERED BY AWS		Long Beach Grand Prix Provisional Entry List April 19 - 21					SRO MOTORSPORTS GROUP		
Series	Car #	Team	Driver	NAT	LIC	CAT	Car Sponsors	Car Make/Model	Car Class
GT America	2	Flying Lizard Motorsports	Jason Bell	USA	USA	Bronze	Crossed, Meat Market, P1 Garage, OMP	Aston Martin Vantage AMR GT3 2024	SRO3
GT America	3	SKI Autosports	Johnny O'Connell	USA	USA	Bronze	SKI Autosports	Audi R8 LMS GT3	SRO3
GT America	04	Crowdstrike by Riley	George Kurtz	USA	USA	Bronze		Mercedes-AMG GT3	SRO3
GT America	14	GMG Racing	James Sofronas	USA	USA	Bronze	GMG Racing, Mobil 1, Eboost, BN3TH, Thermal Club	Audi R8 LMS GT3	SRO3
GT America	27	CRP/Daskalos Motorsports	Jason Daskalos	USA	USA	Bronze	Vintage 423	Mercedes-AMG GT3	SRO3
GT America	29	Turner Motorsport	Justin Rothberg	USA	USA	Silver	Turner Motorsport, Laticrete	BMW M4 GT3	SRO3
GT America	32	GMG Racing	Kyle Washington	USA	USA	Bronze	Eboost, DragonFly, Seaspan BN3TH, Troy Lee Designs	Porsche 911 GT3-R (991.ii)	SRO3
GT America	50	Chouest Povoledo Racing	Ross Chouest	USA	USA	Bronze	Westport Yachts, WORTH, Sparco, Bell	Mercedes-AMG GT3	SRO3
GT America	70	MISHUMOTORS	Mirco Schultis	DEU	DEU	Bronze	Mothers Wax & Polish	Callaway Corvette Z06R GT3	SRO3
GT America	10	Lonestar Racing	Dan Knox	USA	USA	Bronze	ACS Manufacturing, Lonestar Racing	Mercedes-AMG GT2	GT2
GT America	44	GMG Racing	Brent Holden	USA	USA	Bronze	GMG Racing	Mercedes-AMG GT2	GT2
GT America	58	GMG Racing	CJ Moses	USA	USA	Bronze	AWS, CrowdStrike	Audi R8 LMS GT2	GT2
GT America	102	TPC Racing	Alan Grossberg	USA	USA	Bronze		Lamborghini Huracan Super Trofeo EVO2	GT2
GT America	127	TPC Racing	Aaron Farhadi	USA	USA	Silver	Seven Valleys Electric Inc., Dream Racing	Lamborghini Huracan Super Trofeo EVO2	GT2
GT America	7	ACI Motorsports	Curt Swearingin	USA	USA	Bronze	ACI Motorsports, Advanced Collision Inc., World Racing League	Porsche 718 Cayman GT4 RS Clubsport	GT4
GT America	8	Flying Lizard Motorsports	Elias Sabo	USA	USA	Bronze	5.11, CODI, OMP, Apex Motor Club	Aston Martin Vantage AMR GT4	GT4
GT America	13	Flying Lizard Motorsports	Todd Parriott	USA	USA	Bronze	Connect Invest (Driving Wealth), OMP	Aston Martin Vantage AMR GT4	GT4
GT America	21	Carrus Callas Raceteam	Nicholas Shanny	USA	USA	Bronze	Shanny Motorsports, CarGurus, DEKK & Associates, The Carrus House	BMW M4 GT4 (G82)	GT4
GT America	25	Heart of Racing Team	Gray Newell	USA	USA	Silver		Aston Martin Vantage AMR GT4	GT4
GT America	38	ST Racing	Samantha Tan	CAN	CAN	Silver	SK8 Biotech	BMW M4 GT4	GT4
GT America	69	Archangel Motorsports	Todd Coleman	USA	USA	Bronze	eStruxture Data Centers	Aston Martin Vantage AMR GT4	GT4
GT America	098	Rotek Racing	Isaac Sherman	USA	USA	Silver	Super Cuts	Porsche 718 Cayman GT4 RS Clubsport	GT4
GT America	099	Rotek Racing	Robb Holland	USA	USA	Bronze	Hella	Porsche 718 Cayman GT4 RS Clubsport	GT4
Car Count:		23							

Historic Indy Car Challenge

While Formula 1 cars helped to establish the Grand Prix of Long Beach, it has been Indy Cars that have become its signature series.

And this year, many of the legendary cars from past races will be on the streets again for the Historic IndyCar challenge in two 20-minute races on Saturday and Sunday.

Long Beach fans will be treated to iconic Indy Cars like the multiple race winning 1972 Vel's Parnelli Jones Racing dihedral winged Samsonite Special of Joe Leonard, Swede Savage's '73 STP Eagle Offy, the 1978 Team McLaren Budweiser M24 of Johnny Rutherford, John Andretti's Surfers Paradise Australia race winning 1991 Pennzoil Lola, Zak Brown's 1987 Newman Haas T87 Lola of Mario Andretti – which will be driven by 2013 Indy 500 champion Tony Kanaan – the 1983 AJ Foyt/George Snider Calumet Farms March Cosworth, along with Emerson Fittipaldi's 1986 Marlboro March and many more.

The cars are first on the track Friday morning at 10:15 for a 20-minute practice session. They have a second practice session on Saturday at 7:40 a.m., followed by a race at 10:40 a.m. The final race is Sunday morning at 10:40, providing a fitting build-up to the pre-race ceremonies for the NTT INDYCAR SERIES event.

A very special moment will be when Al Unser, Jr., six-time Long Beach winner and “King of the Beach,” drives the pace car to lead both races.





2024 Grand Prix of Long Beach Vintage Indy Car Entry List

Last Name:	First Name:	City:	State:	Year:	Make:	Model:	Entry Notes:
Borchetta	Scott	Nashville	TN	1985	Lola		1985 LBGP winning car w/Mario
Brown	Zak	Wakefield, U.K.		1987	Lola	T87	won LB from pole '87
DeSilva	Tim	Palos Verdes Estates	CA	1995	Lola	T9500	2nd LB '95, won Michigan 500 '95 Firestone image car
Every	Sam	Poughkeepsie	NY	1975	McLaren	M16	2nd '75 Indy 500 w/J Rutherford
Felgenhauer	David	Naperville	IL	1986	March	86C	1986 Indy 500, ex backup car for Emerson Fittipaldi
Firestone	Dennis	Yorba Linda	CA	1981	Eagle		ran Indy in '82 Dennis was the driver
Johansson	Stefan	Poughkeepsie	NY	1966	Eagle		ex Lloyd Ruby Bardahl Oil sponsored
Jones	Chuck	Stevensville	MI	1972	Parnelli	VPJ-1	3rd '72 Indy 500, 1st Mil 200, won '72 Indy Champi
Kannan	Tony	Indiann	IN	1974	McLaren	16 C/D	'74 500 winner w-J. Rutherford
McKinney	Michael	Pasco	WA	1977	Coyote - Foy		Gilmore livery ran '77
Roberts	David A.	Carmel	IN	1978	Lightning		Indy '77-79, '81-'83 Phil Caliva
Roddy	Jordan	Bittern, Victoria		2005	Lola	B05/00	ex Sébastien Bourdais champ winning car & GPLB win
Smith	Lance	Spring Valley	CA	1980	Eagle		'81 "BLAT" Eagle AAR team car driven by M Mosley
Sweeney	John	Kemmerer	WY	1991	Lola	T9100	won '91 Sufers Paradise GP driven by J Andretti
Swigart	Mark	Ridgecrest	CA	2007	Panoz	DP01	ex KV racing driver by Orial Servia, 5th LBGP .08
Urwin	Charles	Millbrook	NY	1978	McLaren	M24B	McLaren works car ex J Rutherford
Urwin	Jeff	Millbrook	NY	1978	Penske	PC6	pole at 78 Indy 500
Woerner	Ted	Carmel	IN	1972	Eagle		STP livered as the Swede Savage,built from an OEM

Monday, April 08, 2024

THANK YOU TO OUR SPONSORS!





Acura's Ricky Taylor Seeks Redemption In IMSA WeatherTech SportsCar Championship Race

BY BRUCE MARTIN
SPEED SPORT

Ricky Taylor seeks redemption in this year's Acura Grand Prix of Long Beach after his bold move for victory in 2023 ended with a thud into the tire barrier.

Racing in the IMSA WeatherTech SportsCar Championship event, Taylor was driving the No. 10 Wayne Taylor Racing Andretti Global Acura ARX-06 hybrid GTP that fellow driver Filipe Albuquerque had started from the pole. The Acura fell back in the field after a slow pit stop earlier in the 100-minute race but with Taylor behind the wheel, he was able to race his way back to the tail of leader Mathieu Jaminet.

Taylor saw an opportunity, went for the lead, but slid into the unyielding tire barrier on the outside of Turn One. Jaminet went on to win the race. Taylor recalled the dramatic change in emotions from battling for the win to sitting behind the wheel of his crashed race car as the race continued without him.

"The range of emotions go from being in the battle, to fighting back, to putting yourself in a position to win by being right at the heart of the action, to suddenly being an afterthought of the race and being inconsequential," he said. "That's hard."

During the intense competition, race drivers are able to block out the periphery: the spectators and sounds of the crowd. They are focused on the fight. But when it ends so quickly, it creates an unmistakable sensation.

"The thing that sticks in my memory is that after I crashed, the silence of it and hearing the loudspeaker with the IMSA commentators continuing on as if I were never there," Taylor recalled. "Like, 'these guys are good on fuel. This guy is on old tires. Blah, blah, blah, blah, blah' and I was not even mentioned.

"It goes to show we are forgotten very quickly after something like that" happens in a race.

But Taylor certainly hasn't forgotten the moment. And with that in his mind, he returns to Long Beach as part of a powerful two-car Acura GTP effort for Wayne Taylor Racing/Andretti Global.

"There is a lot of redemption we want this year," Taylor said. "We've already raced at Daytona and Sebring, two of our longest races of the year but for me personally, the Long Beach race is the one I let slip away. I can't put that on anyone else. For me, I would love some redemption."

In 2023, Wayne Taylor Racing and Andretti Global joined forces to race for Acura in the extremely competitive IMSA WeatherTech Sports Car Series. This year, the combination is ready to achieve greatness as a two-car Acura GTP operation.

"The partnership with Andretti Global has been very valuable," team owner Wayne Taylor said. "Long Beach is always a very, very important race for us. We've won it a few times, but not in the Acura. We were very close last year. Clearly, this time around with two cars, we will be in a much better position to win this for Acura and HRC. It is their biggest race of the year. The pressure is on us to perform.

"I've been racing and doing this for a very long time. When you become a fully factory-backed program, it comes with a lot of pressure. There are so many people that have put their trust in us to perform, it makes it that much more difficult.

"But there is no rocket science on how to win these races. You have to have a clean race, you have to execute properly and hopefully we will be competitive against the other cars."

In 2024, WTR/Andretti will be the Acura GTP team competing in the IMSA race in the Acura Grand Prix of Long Beach. It's a very important race for the Acura team to win because of all the connections involved in it. For one, it's the only race of the weekend involving Acuras. The next day, Honda goes into competition in the NTT INDYCAR Series race. Acura is part of the Honda brand.

"Long Beach is such an historic event," Ricky Taylor said. "It's a cool opportunity to have a home race for Acura and it's nice to be running up front at the sponsor's hometown race. It's such a challenge. You have to do everything right to win here. The smallest mistake can end your race."



Firestone Celebrates 25th Consecutive Season as Exclusive Tire Supplier of the NTT INDYCAR® SERIES

WORDS AND IMAGES PROVIDED BY BRIDGESTONE/FIRESTONE

Firestone has a storied heritage in motorsports that dates back more than a century, and this year the iconic brand is celebrating a milestone with its 25th consecutive season as exclusive tire supplier of the NTT INDYCAR® SERIES.

This rich history in racing also extends here to the longest running major street race in North America, where Firestone has served as the official tire for more than 25 editions of the Acura Grand Prix of Long Beach.

Since Ray Harroun drove his Firestone-equipped Marmon Wasp to a win at the inaugural Indianapolis 500® in 1911, Firestone has used world-class racing to demonstrate its uncompromising durability and dependability.

This year, the Firestone Race Tire Engineering team and nearly 60 expert tire builders will deliver approximately 32,000 Firestone Firehawk race tires for the 2024 NTT INDYCAR SERIES season, including more than 5,000 tires for use in practice, qualifying and competition for the Indy 500® alone. In all, Firestone Racing will design, develop, and deliver more than 60 different race tire specifications to meet the extensive and varying demands of the 16 unique oval, road, and street course circuits across the 2024 schedule.

In merging with Bridgestone in 1988 to form one of the world's largest tire and rubber companies, Firestone plays a vital role in delivering Bridgestone's vision to realizing a more sustainable future for tires, racing, and mobility. Motorsports serves as both a global co-creation platform and a proving ground for delivering the values of the Bridgestone E8 Commitment, which outlines eight areas where the company is focused on contributing to a more sustainable world.

Recent Firestone Racing activities have demonstrated Bridgestone E8 Commitment values of emotion, energy, and ecology as part of a broader initiative to accelerate the use of sustainable technologies across the NTT INDYCAR SERIES. Since 2023, Firestone has provided alternate green-sidewall race tires for all street course races, including the Acura Grand Prix of Long Beach, made with natural rubber sourced from guayule shrubs grown at the company's research facility in Arizona.

Additionally, Firestone Firehawk race tires developed specifically for last year's Indianapolis 500 included a monomer that was produced in partnership with Shell from hard-to-recycle plastic shopping bags, film, stretch wrap, and other flexible polymer packaging. Efforts are also ongoing to advance energy-efficient transportation and end-of-life recycling initiatives for race tires used throughout the season.

All Firestone Firehawk race tires are manufactured at Bridgestone's energy-efficient Advanced Tire Production Center (ATPC) in Akron, Ohio, which opened in 2022 and was certified by the International Sustainability and Carbon Certification (ISCC) system for its transparency and traceability of sustainable raw materials. It's here that the Firestone Race Tire Engineering team works side-by-side with passenger tire engineers at the nearby Bridgestone Americas Technology Center to leverage lessons from racing to improve the products featured across the Bridgestone and Firestone passenger tire lines.

Follow along with Firestone all season via @FirestoneRacing and @FirestoneTires on Instagram, Facebook, and X (formerly Twitter), as well as @Firestone on Tik Tok.





FOR IMMEDIATE RELEASE

CONTACT: Sheri D. Smith
WiseHive Public Relations LLC for Atrium Hospitality
214-454-3969; sheri.smith@wisehivepr.com

Hilton Long Beach Sponsors 49th Acura Grand Prix of Long Beach

Atrium Hospitality-managed Hotel in Long Beach Supports America's #1 Street Race for 20+ Years



LONG BEACH, Calif. — March 15, 2024 — The Hilton Long Beach in California is proud to sponsor the 48th Acura Grand Prix of Long Beach, April 19-21, 2024. For 20+ years, our 399-room/suite hotel has partnered with the longest-held street racing event in North America located less than a mile from our hotel. The Hilton Long Beach is operated by Alpharetta, Georgia-based Atrium Hospitality, one of the nation's largest hotel operators.

Rob Adams, General Manager, Hilton Long Beach, said, "We're excited to welcome racing fans of the Acura Grand Prix of Long Beach and to participate in the 5K Run benefiting local charities through the Grand Prix Foundation of Long Beach. Our full-service hotel is in a vibrant and walkable downtown Southern California setting located one mile from the beach, which contributes to exceptional hospitality experiences at our hotel."

Atrium Hospitality's six core values of Service, Perseverance, Inclusion, Respect, Innovation and Teamwork guide the Atrium SPIRIT for creating a welcoming environment for all, encouraging the personal and professional growth of the company's Associates, and being a responsible community partner. Atrium Hospitality supports the recently launched American Hotel & Lodging Association's (AHLA) Responsible Stay environmental initiative, which complements Atrium's commitment to preserving the planet's natural resources and being efficient in the operations of the company's properties nationwide.

About Hilton Long Beach

Located at the World Trade Center Long Beach at 701 West Ocean Blvd., the Hilton Long Beach in California is in the heart of the business district and a mile from the beach. Our hotel offers modern accommodations with the amenities today's busy travelers expect. Guests can enjoy a 24-hour fitness room and an elevated outdoor pool. Our Café proudly serves Starbucks beverages. The Loft Restaurant offers delicious breakfast buffets, and our Enclave Lobby Bar & Kitchen serves innovative dishes and drinks during lunch and dinner. Our upscale property also features 30,000 square feet of flexible event space and delivers professional business support services, including A/V equipment and video conferencing. We encourage the use of innovative technology like the Hilton Honors app featuring Digital Key. The 399-room/suite Hilton Long Beach can be reached at (562) 983-3400. Visit www.hiltonlb.com for more information or connect with the hotel at www.facebook.com/Hiltonlongbeachca/.

About Atrium Hospitality

Atrium Hospitality is ranked as one of the nation's largest hotel operators. Headquartered in Alpharetta, Georgia, the company manages a portfolio of 82 hotels in 28 states, representing well-known brands such as: Hilton, Marriott, IHG, and Wyndham, among others. Atrium operates 20,463 guest rooms/suites and approximately 3 million square feet of event space. Atrium Hospitality's six core values of Service, Perseverance, Inclusion, Respect, Innovation and Teamwork guide the Atrium SPIRIT for creating a welcoming environment for all, encouraging the personal and professional growth of the company's Associates, and being a responsible community partner. Atrium is conserving the planet's natural resources and being more efficient in support of the company's commitment to sustainability, all while providing exceptional guest experiences. In 2022, Atrium Hospitality added another Atlanta Top Workplaces win to the company's accolades and celebrated being recognized by The Atlanta Journal-Constitution for a second year. Atrium supports a range of civic and community activities, and Atrium-managed properties nationwide are proud to take part in Project SEARCH, a school-to-work program for students with intellectual and developmental disabilities. For more information about Atrium, visit www.atriumhospitality.com.

###



Board of Trustees:
Dr. Virginia L. Baxter
Herlinda Chico
Vivian Malauulu
Uduak-Joe Ntuk
Sunny Zia

Superintendent-President:
Mike Muñoz, Ed.D.

Long Beach City College • Long Beach Community College District

4901 East Carson Street • Long Beach, California 90808

Long Beach City College's (LBCC) School of Career Technical Education (CTE) is proud to be an Official Sponsor of the Acura Grand Prix of Long Beach!

LBCC, one of the largest community colleges in California, encompasses state-of-the-art, technology-rich learning environments, a broad range of academic and career technical instructional programs, strong community partnerships, and economic and workforce development initiatives that prepare students with the skills and training necessary to be successful in the 21st century.

The School of CTE is filled with various programs that make students career-ready once they complete their time at LBCC. Many are related to the auto industry – including automotive technology and advanced transportation technology. Other LBCC CTE programs include construction, culinary arts, cybersecurity, game design, electrical technology, fire science, metal fabrication, and welding. Some programs require as little as three classes, and some take two years to complete. Many industries are looking for highly skilled CTE graduates where the labor demand is high.

Future students can visit www.LBCC.edu/schedule-classes for more information about registration and open classes. Summer 2024 Session runs from June 10 – Aug. 15 and Fall 2024 Semester classes run from Aug. 26 – Dec. 14.

Liberal Arts Campus • 4901 East Carson Street • Long Beach, California 90808 • Tel: (562) 938-4111

Pacific Coast Campus • 1305 East Pacific Coast Highway • Long Beach, California 90806 • Tel: (562) 938-4111



Ricoh is empowering digital workplaces, connecting people to information fast and conveniently - and improving communication, efficiency and creativity. As part of a global leader, we create competitive advantage for over 1.4 million businesses, including 84% of the Fortune 500.

For more information, visit www.ricoh-usa.com or follow Ricoh on Twitter, Facebook and LinkedIn.



PORT OF LONG BEACH – THE GREEN PORT

The Port of Long Beach is the nation's premier gateway for trans-Pacific trade, handling cargo valued at \$200 billion each year and supporting 575,000 jobs in Southern California – 1 in 5 jobs in Long Beach.

A trailblazer in innovative goods movement, environmental stewardship and sustainability, the Port is investing billions in green infrastructure – opening the greenest, most advanced terminal in the Western Hemisphere and the landmark new Long Beach International Gateway Bridge.

For nearly two decades, the Port of Long Beach has been a global leader in making dramatic and documented gains in reducing harmful air emissions from port-related operations, improving water quality in the harbor, protecting marine wildlife, and implementing sustainable practices throughout our Port. Our goal is to have zero-emissions cargo-handling operations by 2030, with an additional goal of a zero-emissions truck fleet by 2035.

Over the next 10 years, the Port is pursuing \$2.6 billion in capital improvement projects, including \$1.6 billion in on-dock rail projects, designed to speed the flow of cargo to market, cut pollution and reduce traffic on our local roadways.

In our community, the Port partners with Long Beach Unified School District, Long Beach City College and Cal State Long Beach to offer educational programs, scholarships and internships for local students. In addition, the Port awards \$1.2 million annually in community sponsorships and has the largest environmental grants program of its type in the nation at nearly \$65 million.

For more information, visit www.polb.com.



FOR IMMEDIATE RELEASE

UNITED RENTALS JOINS AS OFFICIAL SPONSOR OF ACURA GRAND PRIX OF LONG BEACH

LONG BEACH, Calif. (March 16, 2023) – United Rentals has agreed to become an Official Sponsor of the Acura Grand Prix of Long Beach, officials from both organizations announced today.

As a part of this agreement, United Rentals, one of the primary sponsors on Graham Rahal's #15 Rahal Letterman Lanigan Racing car in the NTT INDYCAR SERIES, will get signage around the iconic Acura Grand Prix track at key locations and host guests in a custom hospitality tent in Lagoon Park, adjacent to pit lane. United Rentals is also the official equipment provider.

"We are excited about the opportunity to sponsor the Acura Grand Prix of Long Beach," said Craig Schmidt, Vice President, National Accounts at United Rentals, "It's a great extension of our existing partnerships and gives us a chance to provide an exciting experience for our customers and race fans alike."

United Rentals, Inc. is the largest equipment rental company in the world. The company has an integrated network of 1,449 rental locations in North America, 13 in Europe, 27 in Australia and 19 in New Zealand. In North America, the company operates in 49 states and every Canadian province. The company's approximately 24,700 employees serve construction and industrial customers, utilities, municipalities, homeowners and more. The company offers approximately 4,700 classes of equipment for rent with a total original cost of \$19.3 billion.

United Rentals is a member of the Standard & Poor's 500 Index, the Barron's 400 Index and the Russell 3000 Index® and is headquartered in Stamford, Conn.

(more)

United Rentals/Page 2

"We are pleased to bring United Rentals aboard as an Official Sponsor," said Grand Prix Association of Long Beach President and CEO Jim Michaelian. "We will not only be utilizing their equipment for construction of our racetrack, but also at other high-profile events such as the Academy Awards, and the EDC concert in Las Vegas."

The Acura Grand Prix of Long Beach race weekend will feature the third round of the NTT INDYCAR® SERIES along with the IMSA WeatherTech SportsCar Championship with its all-new GTP (GT Prototype) class, GTD PRO and GTD (GT Daytona) classes.

Fans will also see two nights of the Super Drift Challenge Friday and Saturday, Saturday and Sunday races from Robby Gordon's SPEED Energy Stadium SUPER Trucks and Porsche Deluxe Carrera Cup North America, along with a doubleheader of the new-for-2023 Historic F1 Challenge, featuring vintage Formula 1 cars from the 1970s and '80s.

Ticket prices range from \$38 for a Friday General Admission ticket to \$175 for a three-day ticket that includes Saturday and Sunday reserved seating in grandstand upper levels. Pre-paid parking packages are also available, along with handicapped seating, NTT INDYCAR SERIES Paddock access passes (\$70 for three days or \$30 per individual day), Super Photo tickets and an array of VIP Club packages.

Fans can select and pay for their 2023 Acura Grand Prix of Long Beach seats, parking and paddock passes online at gplb.com. Ticket orders can also be placed by calling the toll-free ticket hotline, (888) 827-7333.

Fans can also follow the Acura Grand Prix on Facebook at GrandPrixLB, Twitter @GPLongBeach and Instagram at GPLongBeach.

For more information about United Rentals, visit unitedrentals.com.

-AGPLB-

About United Rentals

United Rentals, Inc. is the largest equipment rental company in the world. The company has an integrated network of 1,462 rental locations in North America, 13 in Europe, 27 in Australia and 19 in New Zealand. In North America, the company operates in 49 states and every Canadian province. The company's approximately 24,600 employees serve construction and industrial customers, utilities, municipalities, homeowners and others. The company offers approximately 4,600 classes of equipment for rent with a total original cost of \$19.61 billion. United Rentals is a member of the Standard & Poor's 500 Index, the Barron's 400 Index and the Russell 3000 Index® and is headquartered in Stamford, Conn. Additional information about United Rentals is available at unitedrentals.com.

CONTACT:

Chris Esslinger, (562) 490-4514; (310) 505-6189 mobile; cesslinger@gpalb.com



News Release

United Site Services Announces Partnership with Acura Grand Prix of Long Beach

Westborough, MA 4/1/2023 - United Site Services (USS) is proud to be the portable sanitation partner at the 48th annual Acura Grand Prix of Long Beach on April 14-16, 2023.

USS will supply a full range of portable restroom solutions at the event, including hand washing stations to ensure everyone on and off the track enjoys a safe and clean event. USS will also secure temporary fencing along the entire race track to ensure the safety and comfort of all guests at one of the most exciting and longest-running street races in North America.

The Acura Grand Prix of Long Beach has been a staple of the Southern California sports landscape for over 40 years, and USS is thrilled to be part of such an iconic event. This partnership underscores USS's commitment to providing top-quality portable restroom solutions for major events across the country.

"Our team is excited to partner with the Acura Grand Prix of Long Beach again this year," said Bobby Creason, Regional Vice President of United Site Services. "We understand the importance of clean and reliable restroom facilities for all guests at such a high-profile event, and we are proud to bring our expertise to ensure the success of the race."

To get tickets and more information about the Grand Prix, fans can sign up for news and offers at <https://www.gplb.com/>.

About United Site Services (USS)

United Site Services (USS) is the nation's leading temporary site services provider with a full offering of solutions including portable restrooms, hand hygiene solutions, temporary fence, trailer solutions, roll off dumpsters and more. For over 20 years, USS has helped keep environments safe and clean for construction workers, emergency responders, live event attendees and more. With coast-to-coast coverage, the largest inventory of equipment plus industry-leading safety and service standards, USS has an unmatched ability to meet the unique needs of any environment - no matter the scale.

Media Contact:
Nina E. Jankowski
(508)851-7214
marketing@unitedsiteservices.com
PA Announcements/Commercials

Media Contact:
Nina E. Jankowski
(508)851-7214
marketing@unitedsiteservices.com
PA Announcements/Commercials

Join us for the

50th

• ANNIVERSARY •



ACURA
GRANDPRIX OF
LONG BEACH

April 11-13, 2025